


































**Damper Actuators without emergency function.**  
**Standard Actuators**

	UM	CM	TM..A <sup>2)</sup>	LM..A <sup>2)</sup>
	1 Nm	2 Nm	2 Nm	5 Nm
				
For air damper sizes up to approx.	0.2 m <sup>2</sup>	0.4 m <sup>2</sup>	0.4 m <sup>2</sup>	1 m <sup>2</sup>
<b>Open-close actuators</b>				
<b>AC/DC 24 V</b>	UM24Y-L 	CM24-L 	TMC24A 	LM24A 
	UM24Y-R 			
	UM24Y-F-L 			
	UM24Y-F-R 			
with auxiliary switch, 1 x SPDT			TMC24A-S 	LM24A-S 
<b>AC 230 V</b>	UM230Y-L 	CM230-L 	TMC230A 	LM230A 
	UM230Y-R 			
	UM230Y-F-L 			
	UM230Y-F-R 			
with auxiliary switch, 1 x SPDT			TMC230A-S 	LM230A-S 
<b>Modulating actuators</b>				
Control Signal Y: DC 0...10 V, 100 kΩ / Position feedback DC 2...10 V, max. 1 mA				
<b>AC/DC 24 V</b>	UM24Y-SR-L 	CM24-SR-L 	TMC24A-SR 	LM24A-SR 
	UM24Y-SR-R 			
	UM24Y-SR-F-L 			
	UM24Y-SR-F-R 			
<b>AC 230 V</b>			TMC230ASR 	LM230ASR 
<b>Parameterisable actuators</b>				
parameterisable <sup>1)</sup>				
<b>AC/DC 24 V</b>				LM24A-MP 
<b>Technical data</b>				
<b>Damper spindle</b> 	6... 12.7 mm		6... 20 mm	
<b>Running time</b>	22 s / 90° ↺	75 s / 90° ↺	150 s / 90° ↺	
<b>Manual override</b>	No disengagement	Gear disengagement with push button, can be locked.		
<b>Connection</b>	Molex Mini-Fit Jr. connector plug	Cable 1 m / Terminals		
<b>Direction of rotation</b>	Selectable with contacting (SR: Selectable with order number)		Selectable with switch	
<b>Angle of rotation</b>	Max. 95° ↺, can be limited at both ends with adjustable mechanical end stops.			
<b>Position indication</b>	Mechanical, pluggable			
<b>Sound power level</b>	≤35 dB(A) @ 22 s	≤35 dB(A) @ 75 s	≤35 dB(A) @ 150 s	
<b>Degree of protection</b>	IP 20	IP 54		
<b>EMC</b>	CE according to 2014/30/EU			
<b>Ambient temperature</b>	-30...+50°C			
<b>Non-operating temperature</b>	-40...+80°C			
<b>Ambient humidity</b>	95% r.h., non-condensating			























<sup>1)</sup> Control, operating range, position feedback, running time and further functions are parameterisable with PC-Tool or with the parameterising device ZTH-GEN.

<sup>2)</sup> Actuator types with extension «-TP» with terminal connection  
 Actuator types without extension «-TP» with cable connection

Other versions on request.

**Damper Actuators without emergency function.**  
**Standard Actuators**



	NM..A <sup>2)</sup>	SM..A <sup>2)</sup>	GM..A <sup>2)</sup>
	<b>10 Nm</b> 	<b>20 Nm</b> 	<b>40 Nm</b> 
For air damper sizes up to approx.	<b>2 m<sup>2</sup></b>	<b>4 m<sup>2</sup></b>	<b>8 m<sup>2</sup></b>
<b>Open-close actuators</b>			
<b>AC/DC 24 V</b>	NM24A 	SM24A 	GM24A 
with auxiliary switch, 1 x SPDT	NM24A-S 	SM24A-S 	
<b>AC 230 V</b>	NM230A 	SM230A 	GM230A 
with auxiliary switch, 1 x SPDT	NM230A-S 	SM230A-S 	
<b>Modulating actuators</b>	Control Signal Y: DC 0...10 V, 100 kΩ / Position feedback DC 2...10 V, max. 1 mA		
<b>AC/DC 24 V</b>	NM24A-SR 	SM24A-SR 	GM24A-SR 
<b>AC 230 V</b>	NM230ASR 	SM230ASR 	
<b>Parameterisable actuators</b>	parameterisable <sup>1)</sup>		
<b>AC/DC 24 V</b>	NM24A-MP 	SM24A-MP 	GM24A-MP 
<b>Technical data</b>			
<b>Damper spindle</b> 	8... 26.7 mm	10... 20 mm	12... 26.7 mm
<b>Running time</b>	150 s / 90° ◀		
<b>Manual override</b>	Gear disengagement with push button, can be locked.		
<b>Connection</b>	Cable 1 m / Terminals		
<b>Direction of rotation</b>	Selectable with switch		
<b>Angle of rotation</b>	Max. 95° ◀, can be limited at both ends with adjustable mechanical end stops.		
<b>Position indication</b>	Mechanical, pluggable		
<b>Sound power level</b>	≤45 dB(A) @ 150 s	≤45 dB(A) @ 150 s	
<b>Degree of protection</b>	IP 54		
<b>EMC</b>	CE according to 2014/30/EU		
<b>Ambient temperature</b>	-30...+50°C		
<b>Non-operating temperature</b>	-40...+80°C		
<b>Ambient humidity</b>	95% r.h., non-condensating		

<sup>1)</sup> Control, operating range, position feedback, running time and further functions are parameterisable with PC-Tool or with the parameterising device ZTH-GEN.

<sup>2)</sup> Actuator types **with** extension «-TP» with terminal connection  
 Actuator types **without** extension «-TP» with cable connection

Other versions on request.

