



5-year warranty



Type overview

Type	Stroke
UGVL	0.6" [15 mm] LV, 3/4" [20 mm] SV

Technical data

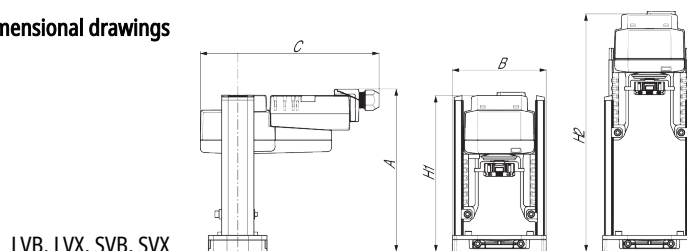
Functional data	Fluid	chilled or hot water and steam
	Fluid Temp Range (water)	Please Refer to Manufacturer's Valve Specifications
	Mounting Position	360°
	Applicable Valve Size	0.5...2" [15...50]
Materials	Hardware	SS and Nickel plated steel
	Stem Adaptor	aluminum, steel (fits stems up to .66" dia both threaded or slotted.)
	Frame, plate, base	aluminum, steel
	Collar	aluminum, steel, (fits bonnets up to 1.7" dia both threaded or notched.)
	Coupling	GF Nylon supplied
Suitable actuators	Non-Spring	LVB(X) SVB(X)
	Electronic fail-safe	LVKB(X) SVKB(X)
	For close-off pressure reference Select Pro or retrofit technical documentation.	

Product features

Default/Configuration The default set up for a UGVL linkage will be factory installed along with a LV or SV series actuator. Included in the kit will be all the necessary hardware to facilitate mounting to the valve.

Dimensions

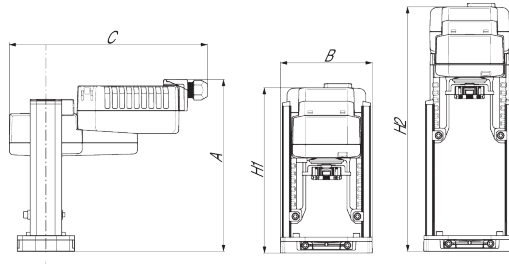
Dimensional drawings



LVB, LVX, SVB, SVX

A	B	C	H1	H2
8.0" [203]	4.4" [112]	8.6" [219]	7.5" [190]	11.4" [290]

LVKB, LVKX, SVKB, SVKX



A	B	C	H1	H2
8.5" [216]	4.4" [112]	9.6" [244]	8.4" [207]	12.1" [307]



5-year warranty







Technical data

Electrical data	Nominal voltage	AC/DC 24 V
	Nominal voltage frequency	50/60 Hz
	Power consumption in operation	2 W
	Power consumption in rest position	0.5 W
	Transformer sizing	5 VA (class 2 power source)
	Electrical Connection	18 GA plenum cable, 3 ft [1 m], with 1/2" conduit connector, degree of protection NEMA 2 / IP54
	Overload Protection	electronic throughout full stroke
Electrical Protection	actuators are double insulated	
Functional data	Actuating force motor	115 lbf [500 N]
	Operating range Y	2...10 V
	Operating range Y note	4...20 mA w/ ZG-R01 (500 Ω, 1/4 W resistor)
	Input Impedance	100 kΩ for 2...10 V (0.1 mA), 500 Ω for 4...20 mA
	Position feedback U	2...10 V
	Direction of motion motor	selectable with switch 0/1
	Manual override	4 mm hex crank (shipped w/actuator)
	Stroke	0.75" [19 mm]
	Running Time (Motor)	default 90 s, variable 90 or 150 s
	Running time motor variable	90 or 150 s
	Noise level, motor	55 dB(A)
	Position indication	Mechanically, with pointer
Safety data	Degree of protection IEC/EN	IP54
	Degree of protection NEMA/UL	NEMA 2 UL Enclosure Type 2
	Agency Listing	cULus acc. to UL60730-1A/-2-14, CAN/CSA E60730-1:02, CE acc. to 2014/30/EU and 2014/35/EU
	Quality Standard	ISO 9001
	Ambient temperature	-22...122°F [-30...50°C]
	Storage temperature	-40...176°F [-40...80°C]
	Ambient humidity	max. 95% r.H., non-condensing
	Servicing	maintenance-free
Weight	Weight	2.87 lb [1.3 kg]
Materials	Housing material	Die cast aluminium and plastic casing

Electrical installation

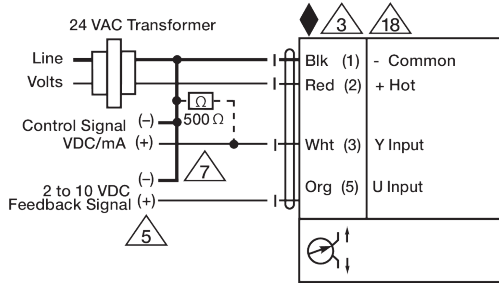
INSTALLATION NOTES

-  Actuators may also be powered by 24 VDC.
-  Only connect common to negative (-) leg of control circuits.
-  A 500 Ω resistor (ZG-R01) converts the 4...20 mA control signal to 2...10 V.
-  Actuators with plenum cable do not have numbers; use color codes instead.

◆ Meets cULus requirements without the need of an electrical ground connection.

⚠ **Warning! Live Electrical Components!**

During installation, testing, servicing and troubleshooting of this product, it may be necessary to work with live electrical components. Have a qualified licensed electrician or other individual who has been properly trained in handling live electrical components perform these tasks. Failure to follow all electrical safety precautions when exposed to live electrical components could result in death or serious injury.



VDC / 4 to 20 mA