

Outdoor Humidity, Temperature Sensor



Type Overview

Type	Output signal active humidity	Output signal passive temperature
22UTH-530L	4...20 mA	NTC10k (10k2)
22UTH-530M	4...20 mA	NTC10k Pre (10k3)
22UTH-530Q	4...20 mA	NTC20k
22UTH-530E	4...20 mA	Ni1000 (JCI)
22UTH-530B	4...20 mA	Pt1000

Technical Data

Electrical data	Power supply DC	15...24 V, $\pm 10\%$, 0.5 W
	Electrical connection	Removable spring loaded terminal block max. 2.5 mm ²
	Cable entry	Cable gland with strain relief $\varnothing 6..8$ mm (1/2" NPT conduit adapter included)
Functional data	Sensor Technology	Polymer capacitive sensor with stainless steel wire mesh filter
	Output signal passive temperature	Pt1000 Ni1000 (JCI) NTC10k (10k2) NTC10k Pre (10k3) NTC20k
	Output signal active note	Current output: max. 500 Ω load
	Media	Air

Measuring data	Measuring values	Temperature Relative humidity Dew point Enthalpies Absolute humidity	
	Measuring range humidity	0...100% r.H. non-condensing	
	Measuring range temperature	Passive sensor: -35...50°C [-30...120°F] Active sensor: range selectable Attention: max. measuring temperature is restricted by max. medium temperature (see Safety data)	
	Measuring range absolute humidity	adjustable at the transducer: 0...50 g/m ³ (default setting) 0...80 g/m ³	
	Measuring range enthalpy	0...85 kJ/kg	
	Measuring range dew point	adjustable at the transducer: 0...50°C (default setting) -20...80°C	
	Accuracy humidity	±2% between 10...90% r.H. @ 21°C	
	Accuracy temperature active	±0.5°C @ 25°C [±0.9°F @ 77°F]	
	Accuracy temperature passive	Passive Sensors depending on used type Pt.. : Class B, ±0.3°C @ 0°C [±0.5°F @ 32°F] Ni.. : ±0.4°C @ 0°C [±0.7°F @ 32°F] NTC.. : ±0.2°C @ 25°C [±0.35°F @ 77°F]	
	Materials	Cable gland	PA6, black
		Housing	Cover: Lexan, grey Bottom: Lexan, grey Seal: 0467 NBR70, black
	Safety data	Ambient humidity	Max. 95% r.H., non-condensing
		Ambient temperature	-35...50°C [-30...120°F]
Medium temperature		-35...50°C [-30...120°F]	
Protection class IEC/EN		III Safety Extra-Low Voltage (SELV)	
Protection class UL		UL Class 2 Supply	
EU Conformity		CE-Kennzeichnung	
Certification IEC/EN		IEC/EN 60730-1	
Certification UL		cULus acc. to UL60730-1A/-2-9/-2-13, CAN/CSA E60730-1:02/-2-9	
Degree of protection IEC/EN		IP65	
Quality Standard		ISO 9001	

Safety notes


The installation and assembly of electrical equipment should only be performed by authorised personnel.

This device has been designed for use in stationary heating, ventilation and air-conditioning systems and must not be used outside the specified field of application. Unauthorised modifications are prohibited. The product must not be used in relation with any equipment that in case of a failure may threaten humans, animals or assets.

Ensure all power is disconnected before installing. Do not connect to live/operating equipment.

Please comply with

- Local laws, health & safety regulations, technical standards and regulations
- Condition of the device at the time of installation, to ensure safe installation
- This data sheet and installation manual

Remarks

- General remarks concerning sensors** Sensing devices with a transducer should always be operated in the middle of the measuring range to avoid deviations at the measuring end points. The ambient temperature of transducer electronics should be kept constant. The transducers must be operated at a constant supply voltage (± 0.2 V). When switching the supply voltage on/off, onsite power surges must be avoided.
- Build-up of Self-Heating by Electrical Dissipative Power** Temperature sensors with electronic components always have a dissipative power which affects the temperature measurement of the ambient air. The dissipation in active temperature sensors shows a linear increase with rising operating voltage. The dissipative power should be taken into account when measuring temperature. In case of a fixed operating voltage (± 0.2 V) this is normally done by adding or reducing a constant offset value. As Belimo transducers work with a variable operating voltage, only one operating voltage can be taken into consideration, for reasons of production engineering. Transducers 0...10 V / 4...20 mA have a standard setting at an operating voltage of DC 24 V. That means, that at this voltage, the expected measuring error of the output signal will be the least. For other operating voltages, the offset error will be increased by a changing power loss of the sensor electronics. If a re-calibration should become necessary later directly on the sensor, this can be done by means of a trimming potentiometer on the sensor board.
- Application Notice for Humidity Sensors** Refrain from touching the sensitive humidity sensor/element. Touching the sensitive surface will void warranty.
- For standard environmental conditions the manufacturing accuracy specified in the datasheet will be covered by the calibration warranty for two years. When exposed to harsh environmental conditions such as high ambient temperature and/or high levels of humidity, or presence of aggressive gases (i.e. chlorine, ozone, ammonia) the sensor element may be affected and readings may be outside specified accuracy. Replacement of deteriorated humidity sensors due to harsh environmental conditions are not subject of the general warranty.

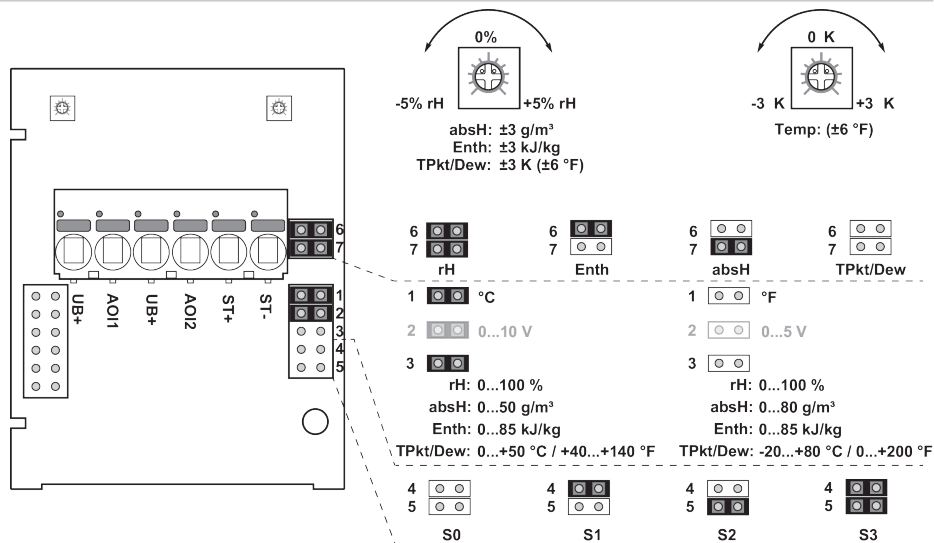
Scope of delivery

Scope of delivery	Description	Type
	Mounting plate L housing	A-22D-A10
	Rain cover, for 22UTH-..	A-22U-A01
	Dowel	
	Screws	
	1/2" NPT conduit adapter	

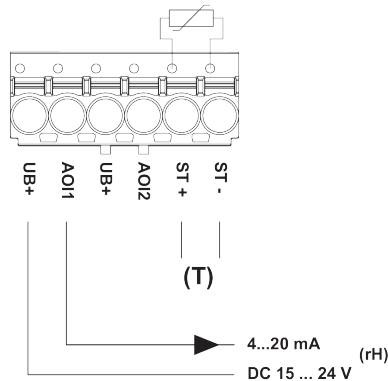
Accessories

Optional accessories	Description	Type
	Replacement filter, wire mesh, Stainless steel	A-22D-A06

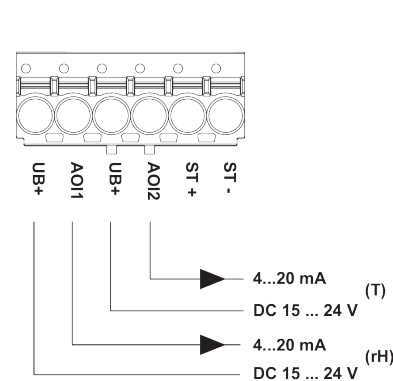
Wiring diagram



22..TH-..3..
4...20 mA + ST



22..TH-..3..
2 x 4...20 mA

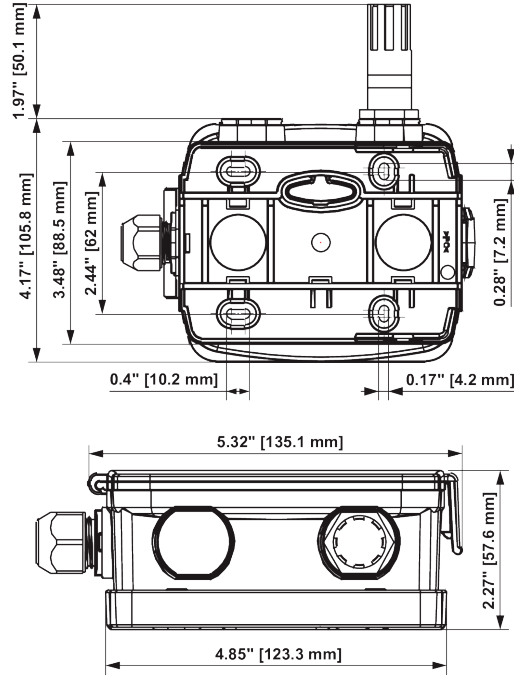


rH Relative humidity
absH Absolute humidity
Enth Enthalpy
TPkt/Dew Dew point

Connectors ST+ / ST- are only used for sensor types which additionally have a passive resistance sensor element for temperature measurement.
Correct temperature values are only available when humidity output AOU1 is connected.
The adjustment of the measuring ranges is made by changing the bonding jumpers.
The output value in the new measuring range is available after 2 seconds.

Dimensions

Dimensions



Type	Weight
22UTH-530L	0.28 kg
22UTH-530M	0.28 kg
22UTH-530Q	0.28 kg
22UTH-530E	0.28 kg
22UTH-530B	0.28 kg