

Damper actuator for adjusting dampers in technical building installations

- Air damper size up to approx. 0.2 m²
- Torque motor 1 Nm
- Nominal voltage AC 100...240 V
- Control Open/close, 3-point
- with plug



Technical data

Electrical data	Nominal voltage	AC 100...240 V
	Nominal voltage frequency	50/60 Hz
	Nominal voltage range	AC 85...265 V
	Power consumption in operation	2 W
	Power consumption in rest position	1.5 W
	Power consumption for wire sizing	4.5 VA
	Connection supply / control	Connector plug (Cable-side connector socket not included in scope of delivery)
	Connection plug	Molex Mini-Fit Jr. 39303035
	Parallel operation	Yes (note the performance data)
Functional data	Torque motor	1 Nm
	Direction of motion motor	clockwise rotation
	Manual override	No
	Angle of rotation	180°
	Angle of rotation note	can be limited by adjustable mechanical end stop
	Running time motor	22 s / 90°
	Sound power level, motor	35 dB(A)
	Mechanical interface	Universal shaft clamp 6...12.7 mm
	Position indication	No
Safety data	Protection class IEC/EN	0, basic insulation
	Degree of protection IEC/EN	IP20
	EMC	CE according to 2014/30/EU
	Low voltage directive	CE according to 2014/35/EU
	Certification IEC/EN	IEC/EN 60730-1 and IEC/EN 60730-2-14
	Mode of operation	Type 1
	Rated impulse voltage supply / control	2.5 kV
	Pollution degree	3
	Ambient temperature	-30...50°C
	Storage temperature	-40...80°C
	Ambient humidity	Max. 95% RH, non-condensing
	Servicing	maintenance-free
Weight	Weight	0.12 kg
	Packaging quantity	Multipack 100 pcs.

Safety notes



- The device must not be used outside the specified field of application, especially not in aircraft or in any other airborne means of transport.
- The device is intended for factory installation in an equipment. The required protection against accidental contact with live parts must be provided by the damper or system manufacturer.
- Outdoor application: only possible in case that no (sea) water, snow, ice, insolation or aggressive gases interfere directly with the device and that it is ensured that the ambient conditions remain within the thresholds according to the data sheet at any time.
- Caution: Power supply voltage!
- Only authorised specialists may carry out installation. All applicable legal or institutional installation regulations must be complied during installation.
- The device may only be opened at the manufacturer's site. It does not contain any parts that can be replaced or repaired by the user.
- Connectors are equipment that may only be used for the intended purpose. The Molex connector has a locking mechanism and prevents unintentional disconnection. Operation under voltage is not permitted.
- To calculate the torque required, the specifications supplied by the damper manufacturers concerning the cross-section, the design, the installation situation and the ventilation conditions must be observed.
- The device contains electrical and electronic components and must not be disposed of as household refuse. All locally valid regulations and requirements must be observed.

Product features

Simple direct mounting	The actuator is mounted directly on the damper shaft (\varnothing 6...12.7 mm) with a universal shaft clamp and then secured with the anti-rotation clip, to prevent it from rotating. The anti-rotation clip Z-ARCM is not included in the scope of delivery.
Adjustable angle of rotation	Adjustable angle of rotation with mechanical end stops.
High functional reliability	The actuator is overload protected, requires no limit switches and automatically stops when the end stop is reached.
Restriction 3-point controller	- For applications with 3-point open-loop control, a minimum pulse length of 1 sec. is recommended to increase position accuracy. - For applications with 3-point closed-loop control, a pulse length of 0.5 sec. is possible to reduce oscillation.

Accessories

Mechanical accessories	Description	Type
	Anti-rotation clip, Multipack 20 pcs.	Z-ARCM
	End stop clip, Multipack 20 pcs.	Z-ESCM
	Protective covering, Multipack 20 pcs.	Z-PCUM

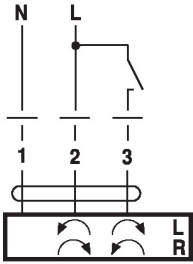
Electrical installation



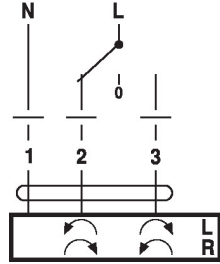
- Supply from isolating transformer.**
- Parallel connection of other actuators possible. Observe the performance data.**
- Cable-side connector socket is not included in scope of delivery**
- Connectors are equipment that may only be used for the intended purpose. The Molex connector has a locking mechanism and prevents unintentional disconnection. Operation under voltage is not permitted.**

Wiring diagrams

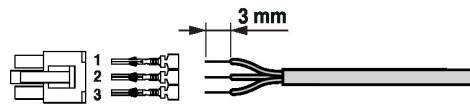
AC 230 V, open/close



AC 230 V, 3-point

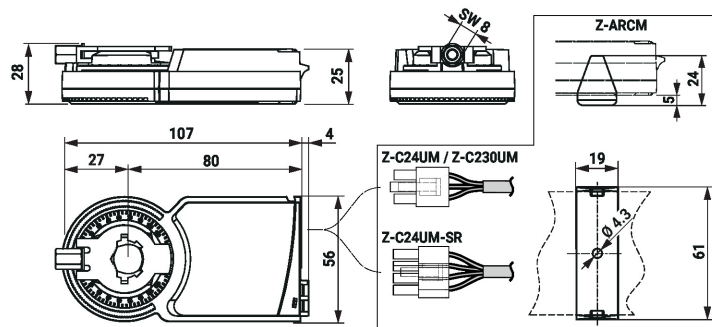


Molex PN 39014030 / 39000039






Dimensions

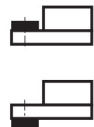
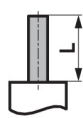
Dimensional drawings



Clamping range

		
6...12.7	6 / 8 / 10	6...12.7

Shaft length



Min. 32