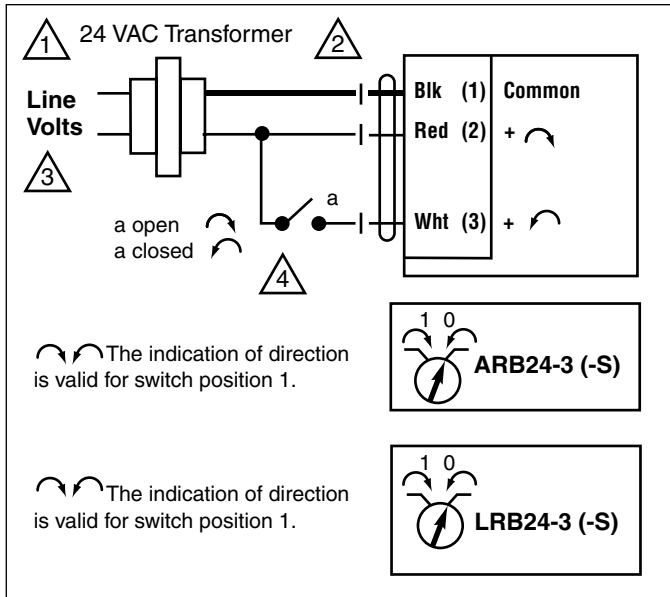
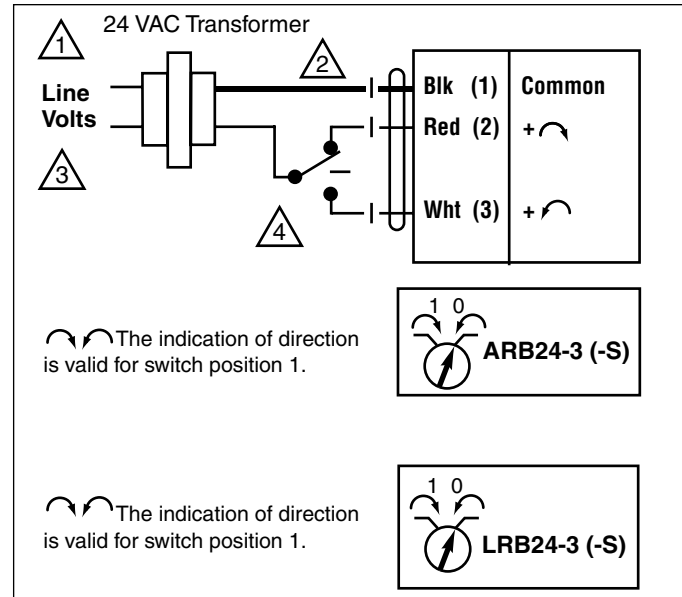


On/Off and Floating Point, Non-Spring Return, 24V Actuators: ARB24-3, LRB24-3

On/Off



Floating Point

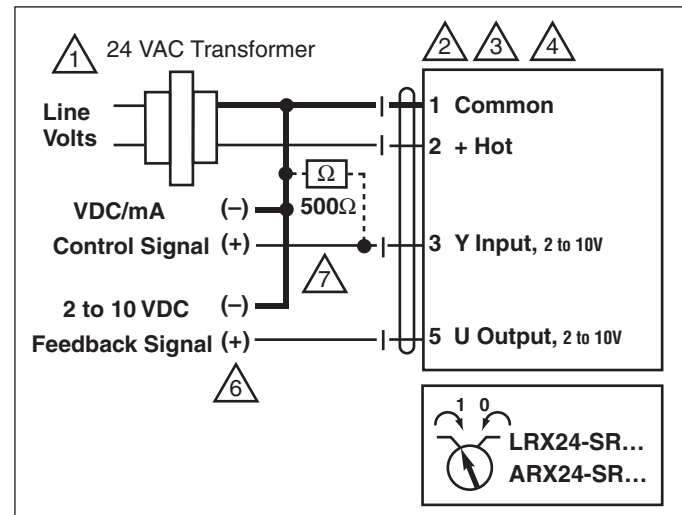
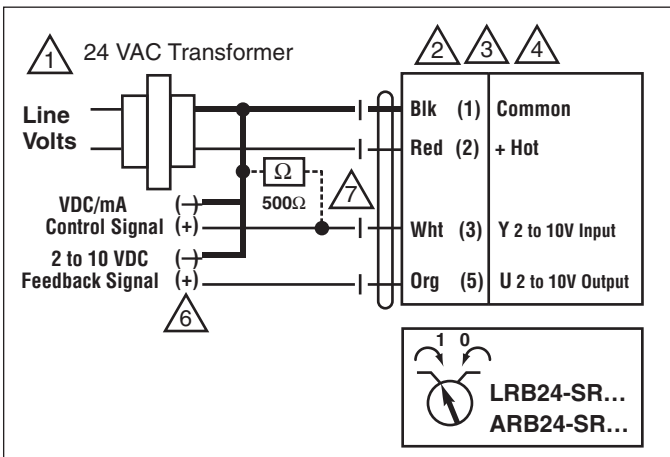


Notes:

- 1 Provide overload protection and disconnect as required.
- 2 Actuators are provided with color coded wires. Wire numbers are provided for reference.

- 3 Actuators may also be powered by 24 VDC.
- 4 Meets cULus or UL and CSA requirements without the need of an electrical ground connection.

2 to 10 VDC and 4 to 20 mA, Non-Spring Return, 24V Actuators: ARB24-SR, LRB24-SR, ARX24-SR, LRX24-SR



Notes:

- 1 Provide overload protection and disconnect as required.
- 2 Up to 4 actuators may be connected in parallel. Power consumption and input impedance must be observed.
- 3 Actuators may also be powered by 24 VDC.
- 4 Meets cULus or UL and CSA requirements without the need of an electrical ground connection.

- 5 Actuators with plenum rated cable do not have numbers on wires; use color codes instead. Actuators with appliance cables are numbered.
- 6 Only connect common to neg. (-) leg of control circuits.
- 7 A 500Ω resistor converts the 4 to 20 mA control signal to 2 to 10 VDC.