

Document History:

Version	Date	Remarks
1.0	27. November 2019	Document created

Table of content

1 Overview / New Functionality..... 2

2 Language information..... 4

3 User documentation..... 4

4 Suitable Operating System..... 4

5 Installation Procedure..... 5

6 Known Restrictions..... 9

1 Overview / New Functionality

Belimo PC-Tool V3.15.1 is a PC based Software to configure MP, MF, MFT(2), LON, MOD, KNX and PI-xx actuators. PC-Tool V3.15.1 is a further development of V3.15. The functionality of the release V3.15.1 comprises following parts:

New functions of Release V3.15.1:

→ Support for new VAV-Universal controllers of the VRU-family

Functions transferred from Release V3.15:

- Feature improvements in the module for Datapool-based Devices
- Rectification of the functionality of the CMV-module in conjunction with release codes
- Bugfix concerning the recognition of external MP-Master when PC-Tool is operated with a ZTH as MP-interface. With this fix, a smooth addressing of a non-addressed MP-Bus trunk is provided in any case.

Functions transferred from Release V3.14:

→ None. There are just bugfixes within the ePIV-Module of V3.13

Functions transferred from Release V3.13:

- Compact D3 VAV Controller: Angle correction curves can be encrypted (needs special release code)
- In Manufacturer Module, Compact D3 VAV Controllers can be programmed powerless using NFC
- Adaptions on Air module
- Adaptions on ePIV module (2-way-ePIV)
- New Module for Datapool-based Devices
- Increased Parameterlist for Labelprinting

Functions transferred from Release V3.10:

→ When the PC-Tool will be connected to an MP-Bus that is already controlled by another Master (e.g. service plug of energy valve) the port will be closed immediately after a traffic jam has been occurred. The user gets a message called: "External MP-Master active, PC-Tool cannot be used"

Functions transferred from Release V3.9.3

- Compact D3 VAV Controller: NFC interface can be set "locked" or "unlocked" (some functions need a release code)
- Water Globe Module: characteristic actuator changed
- Adaptions on trending
- Adaptions on ePIV module
- Adaptions on Air module
- Adaptions on VAV module

Functions transferred from Release V3.9:

- Support of new CMV volumetric flow controller
- Improved trend functionality
- Automatic generated hints for new available PC-Tool versions.
- Reworked user interface
- Support of automated addressing procedure (only relevant for CMV)
- Driver support for new ZTH device
- French as language available

Functions transferred from Release V3.8:

- Adaptions in Module for new gen globe valve actuators. The calculation of limitations of running time is adapted.
- Small adaptions in ePIV module
- Introduction of altitude compensation for Compact D3 VAV controllers
- Test functionality in all simulation tabs available.

- MP-Monitor: MP-Monitor creates no longer only one file but starts every 24 h with a new file.
- Correcting and extending different existing functions
- Italien as language available

Functions transferred from Release V3.7:

- Support of new gen globe valve actuators
- Handling of trend records adapted
- Correcting and extending different existing functions

Functions transferred from Release V3.6:

- Support of new Compact D3 VAV Controller (L/N/SMV-D3-MP, L/N/SMV -D3-MF, L/N/SMV -D3-LON)
- Adaptation of EPIV module: Y and U5 characteristic now individual adjustable
- Correcting and extending different existing functions

Functions transferred from Release V3.5:

- EPIV Module for EPIV products (EPIV=electronic pressure independent valve)
- Support of Super Cap Actuators
- Adapted MP-Monitor to new ZIP-USB-MP (automatic switching between Master and Monitor mode)
- Correcting and extending different existing functions

Functions transferred from Release V3.4:

- Fire & Smoke module for BF24TL / BFG24TL and BKN230-24-1MP (Gateway)
- MP-Monitor enhanced
- Correcting and extending different existing functions

Functions transferred from Release V3.3:

- Air Module adapted for SunYeh and fast runner actuators (L/N/SMQ...)
- Technology transfer from .NET 1.1 to .NET 2.0
- Correcting and extending different existing functions
- Additional languages

Functions transferred from Release V3.2:

- VAV project stepper (runs only with release code)
- Air module for MF/MP linear and rotative actuators
- MP-Monitor module
- Water globe module for NV / AV valve actuators (some functions need a release code)

Functions transferred from Release V3.1:

- VAV Compact Module
- VAV Compact Manufacturer
- Log Function
- Module for Release Code for extended Functions

Functions transferred from Release V3.0:

- MP-Bus Scan
- MP-Bus functions (addressing etc....)
- Air module to configure MF/MP/LON actuators (including MFT actuators)
- Control and trend function of set point/actual value/sensor value
- Label printing
- Parameterizing limited lots
- Integrated link to PC-Tool V2.1 for NMV-D2M
- Integrated link to VRP-M Tool

The software is based on Microsoft's C# .NET technology. It demands the .NET framework on the target PC.

2 Language information

The release V3.15.1 contains following languages

- German
- English
- French
- Italian
- Norwegian
- Polish
- Czech
- Turkish

3 User documentation

The release V3.15.1 contains user documentation in German and English.

4 Suitable Operating System

The PC-Tool V3.15.1 has been tested with following operating systems:
(These operating systems are maintained by Microsoft)

- Windows 10 (32 and 64bit)

5 Installation Procedure

If already an older version of PC-Tool (minimum V3.0) is installed, the installation of the new version will replace the old one. No uninstallation of the older version is needed. The installation will leave the personal projects and settings unmodified.

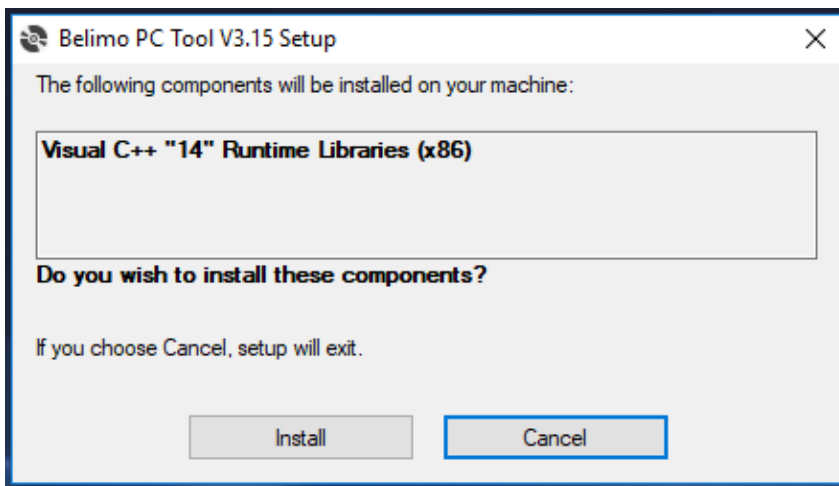
The installation procedure runs in 3 steps:

1. Installation of Visual C++ Runtime Libraries
2. Installation of .NET Framework (only necessary when .NET Framework is not already installed)
3. Installation of Belimo PC-Tool (with this step the driver will be installed as well)

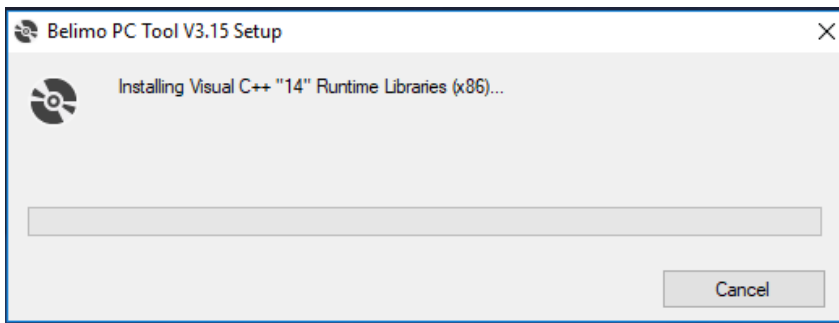
If the .NET Framework is already installed, the setup program only executes the second step (Installation of Belimo PC-Tool)

Steps of installation procedure:

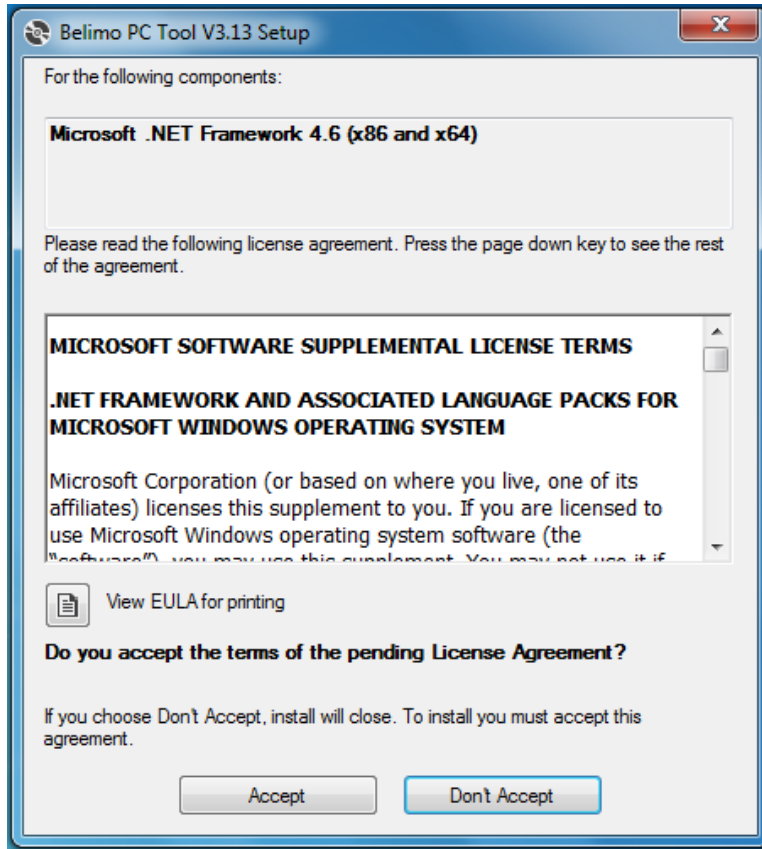
1. Start setup.exe program
2. Visual C++ Runtime Libraries will be installed. If this screen appears, please press the "Install" button:



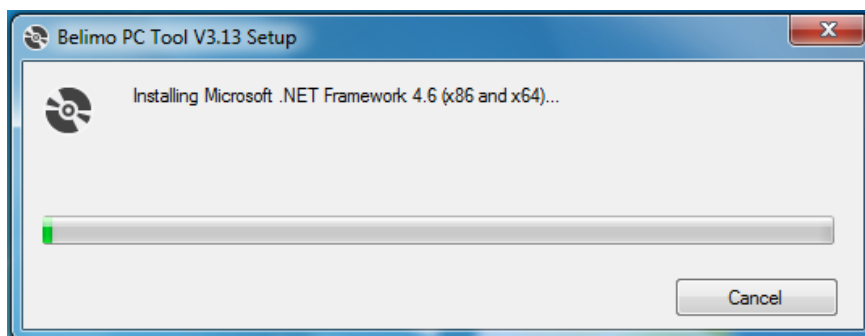
Now, installation will take place:



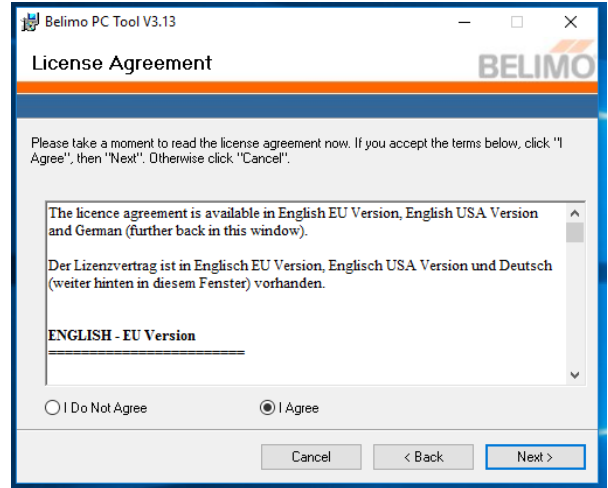
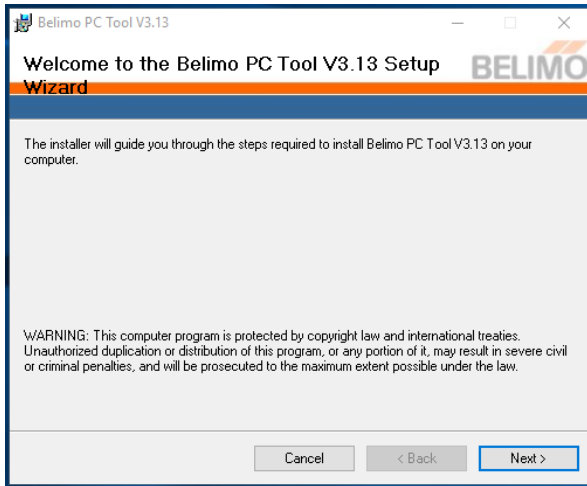
- Following dialog appears if .NET Framework 4.6 is not already installed. If the .NET Framework 4.6 is already installed continue with step 4.



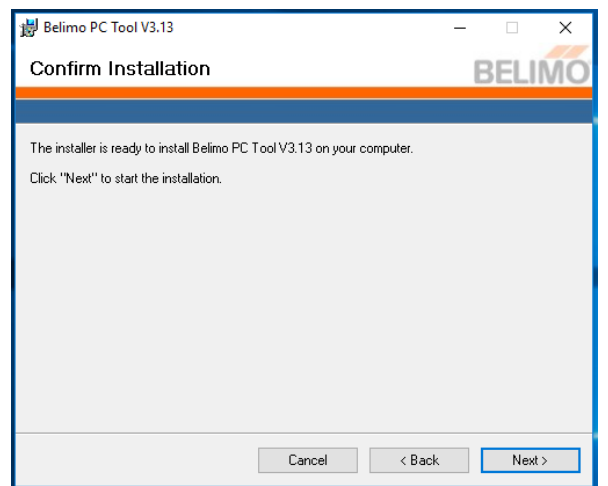
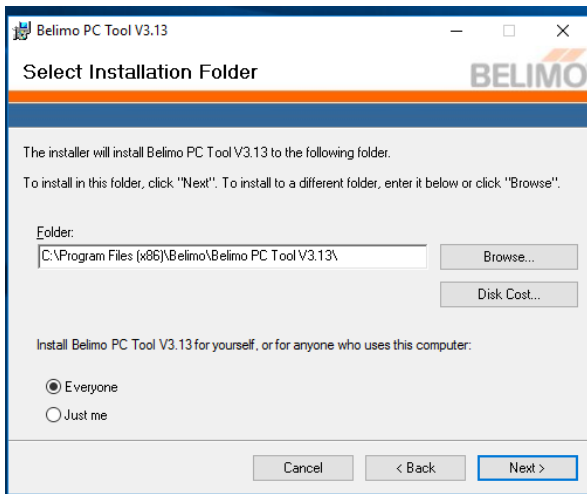
- After clicking "Accept" in step 2 the setup program will install the .NET Framework 4.6. The .NET Framework 4.6 Installation will take some minutes time.



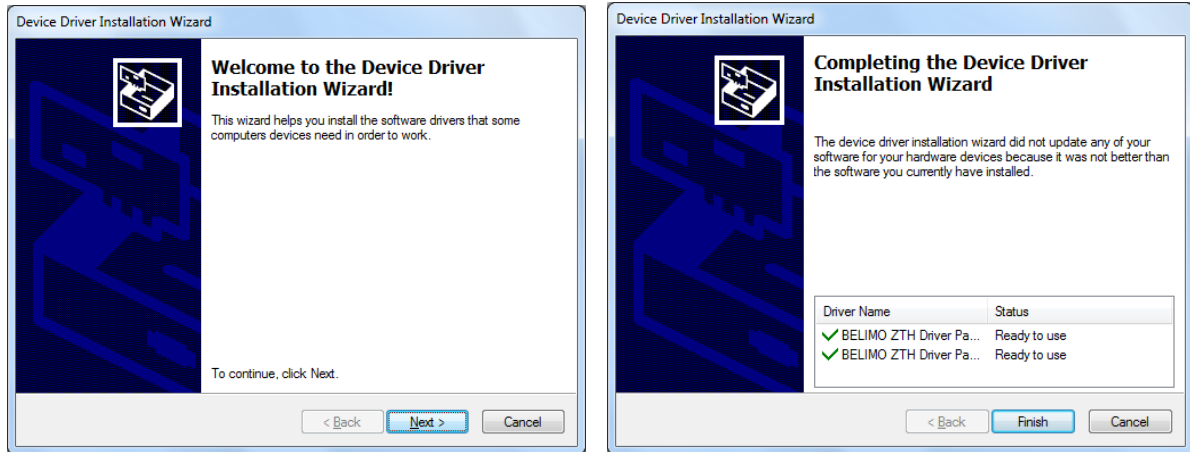
5. Setup Program will now install the Belimo PC-Tool. First it shows the dialog displayed on the left. Click “next” and confirm the license agreement and click “next” again on the dialog “License agreement”.



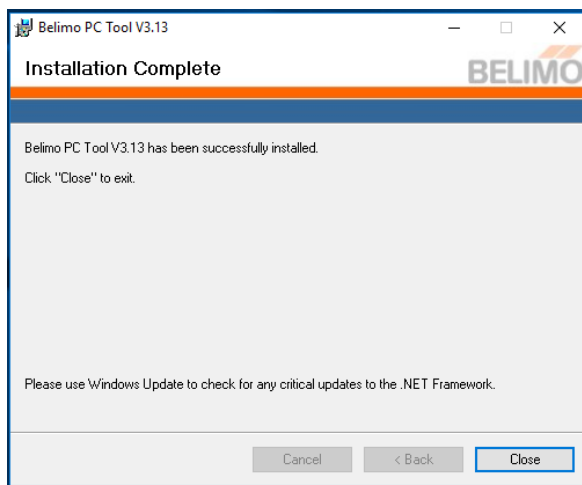
6. Choose installation path and follow the instructions of the setup program:



7. After the installation of the PC-Tool following dialogs appear. Click “continue” and the program will install the ZTH drivers. After successful installation the picture on the right will appear.



8. After complete installation the setup program will show following dialog. Click “close” to complete installation procedure.



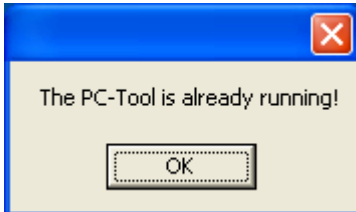
9. After successful installation on the desktop a new “Belimo PC-Tool” icon appears and in the start menu a new entry of Belimo PC-Tool has been made.

6 Known Restrictions

Depending on the display settings, the MP-Monitor is not properly displayed on Windows 10 when the window is changed to full screen.

Workaround: Do not change the window's horizontal size, nor change to full screen.

Sometimes it can happen that the tool does not close properly. When starting the tool next time following message appears:



To solve this problem the user has to terminate the tool (PCToolGUI.exe) in the Windows Task Manager by "End process" button. Afterwards he can start the tool again.

