


Damper actuator for adjusting dampers in technical building installations

- Air damper size up to approx. 0.4 m<sup>2</sup>
- Nominal torque 2 Nm
- Nominal voltage AC/DC 24 V
- Control Open-close, 3-point
- Spindle driver Form fit 8x8 mm


**Technical data**

<b>Electrical data</b>	Nominal voltage	AC/DC 24 V
	Nominal voltage frequency	50/60 Hz
	Nominal voltage range	AC 19.2...28.8 V / DC 19.2...28.8 V
	Power consumption in operation	0.5 W
	Power consumption in rest position	0.2 W
	Power consumption for wire sizing	1 VA
	Connection supply / control	Cable 1 m, 3 x 0.75 mm <sup>2</sup>
Parallel operation	Yes (note the performance data)	
<b>Functional data</b>	Torque motor	Min. 2 Nm
	Direction of motion motor	cw rotation
	Manual override	with magnet
	Angle of rotation	0...287.5°
	Angle of rotation note	Without limitation: endless 315° with one end stop clip mounted on the actuator
	Running time motor	75 s / 90°
	Sound power level motor	35 dB(A)
	Spindle driver	Form fit 8x8 mm
	Position indication	Mechanically, pluggable (with integrated magnet for gear disengagement)
	<b>Safety</b>	Protection class IEC/EN
Protection class UL		UL Class 2 Supply
Degree of protection IEC/EN		IP54
Degree of protection NEMA/UL		NEMA 2, UL Enclosure Type 2
EMC		CE according to 2014/30/EU
Certification IEC/EN		IEC/EN 60730-1 and IEC/EN 60730-2-14
Certification UL		cULus according to UL 60730-1A, UL 60730-2-14 and CAN/CSA E60730-1:02
Mode of operation		Type 1
Rated impulse voltage supply / control		0.8 kV
Control pollution degree		3
Ambient temperature		-30...50 °C
Non-operating temperature		-40...80 °C
Ambient humidity		95% r.h., non-condensing
Maintenance	Maintenance-free	
<b>Weight</b>	Weight	0.25 kg

**Safety notes**


- The device must not be used outside the specified field of application, especially not in aircraft or in any other airborne means of transport.
- Outdoor application: only possible in case that no (sea)water, snow, ice, insolation or aggressive gases interfere directly with the actuator and that is ensured that the ambient conditions remain at any time within the thresholds according to the data sheet.
- Only authorised specialists may carry out installation. All applicable legal or institutional installation regulations must be complied during installation.
- The device may only be opened at the manufacturer's site. It does not contain any parts that can be replaced or repaired by the user.

**Safety notes**

- Cables must not be removed from the device.
- To calculate the torque required, the specifications supplied by the damper manufacturers concerning the cross-section, the design, the installation site and the ventilation conditions must be observed.
- The device contains electrical and electronic components and must not be disposed of as household refuse. All locally valid regulations and requirements must be observed.

**Product features**

- Simple direct mounting** The actuator with its hollow spindle is mounted in a form-fit manner directly on the damper spindle and can be optionally secured with the Z-ARCM anti-rotation clip to prevent it from rotating.
- Manual override** Manual override with magnet possible (the gear is disengaged as long as the magnet adheres to the magnet symbol). The magnet for gear disengagement is integrated in the position indication.
- Adjustable angle of rotation** Adjustable angle of rotation with mechanical end stops.
- High functional reliability** The actuator is overload protected, requires no limit switches and automatically stops when the end stop is reached.

**Accessories**

	Description	Type
<b>Mechanical accessories</b>	Anti-rotation clip for CM..	Z-ARCM
	Magnet disengagement	Z-MA
	Position indicator CM..	Z-PICM
	End stop clips CM.. / CQ..	Z-ESCM

**Electrical installation**

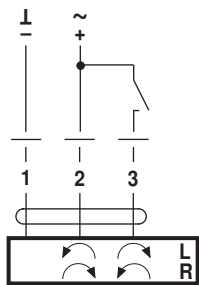


**Notes**

- Connection via safety isolating transformer.
- Parallel connection of other actuators possible. Observe the performance data.

**Wiring diagrams**

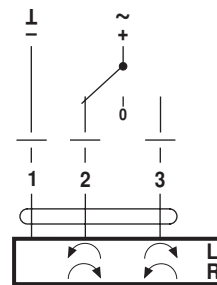
AC/DC 24 V, open-close



**Cable colours:**

- 1 = black
- 2 = red
- 3 = white

AC/DC 24 V, 3-point



**Cable colours:**

- 1 = black
- 2 = red
- 3 = white

Dimensions [mm]

Spindle length

		Min. 25
		-

Dimensional drawings

