

Potable water valve, 2-way, Press fit

- For potable water applications
- NSF/ANSI 372 – Lead Free
- NSF/ANSI 61 – CLD 23 – Water Quality



Picture may differ from product



5-year warranty



## Technical data

<b>Functional data</b>	Valve size [mm]	0.75" [20]
	Drinking water certificate	NSF/ANSI 61 NSF/ANSI 372
	Fluid	Potable water
	Fluid temperature	-4...212°F [-20...100°C]
	Body Pressure Rating	250 psi
	Close-off pressure Δps	200 psi
	Leakage rate	0%
	Angle of rotation	90°
	Pipe connection	Press fit
	Installation orientation	upright to horizontal (in relation to the spindle)
	Servicing	maintenance-free
	Flow Pattern	2-way
	Cv	49
<b>Materials</b>	Valve body	Lead free brass
	Stem	Lead free brass
	Seat	PTFE
	O-ring	EPDM
	Ball	Chrome plated lead free brass
<b>Suitable actuators</b>	Non Fail-Safe	LRB(X)
	Spring	LF

## Safety notes



- The ball valve has to be exercised at least once a week, so that the quality of potable water as well as the functionality are not affected.
- The valve has been designed for use in stationary potable water systems and must not be used outside the specified field of application, especially in aircraft or in any other airborne means of transport.
- The valve does not contain any parts that can be replaced or repaired by the user.

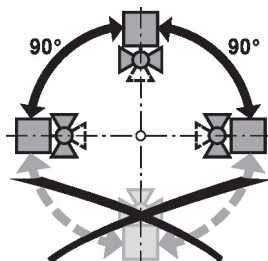
## Product features

**Operating mode** The on/off ball valve is adjusted by a rotary actuator. The rotary actuator is controlled by an on/off signal. Open the ball valve counterclockwise and close it clockwise.

## Installation notes

**Notes** The ball valve is a regulating device. To fulfil this control task in the long term, the circuit must be kept free from particle debris (e.g. welding beads during installation work).

**Permissible installation orientation** The ball valve can be installed upright to horizontal. The ball valve may not be installed in a hanging position, i.e. with the stem pointing downwards.

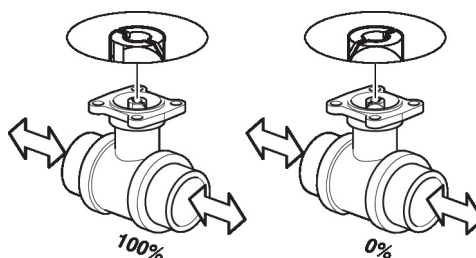


**Servicing** Ball valves and rotary actuators are maintenance-free.

Before any service work on the control element is carried out, it is essential to isolate the rotary actuator from the power supply (by unplugging the electrical cable if necessary). Any pumps in the part of the piping system concerned must also be switched off and the appropriate slide valves closed (allow all components to cool down first if necessary and always reduce the system pressure to ambient pressure level).

The system must not be returned to service until the ball valve and the rotary actuator have been correctly reassembled in accordance with the instructions and the pipeline has been refilled by professionally trained personnel.

**Flow direction** Please also ensure that the ball is in the correct position (marking on the shaft).



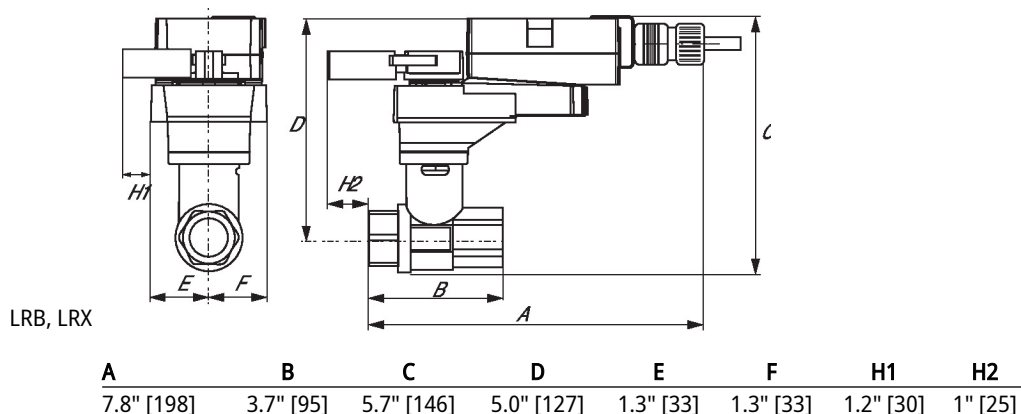
## Dimensions

DN

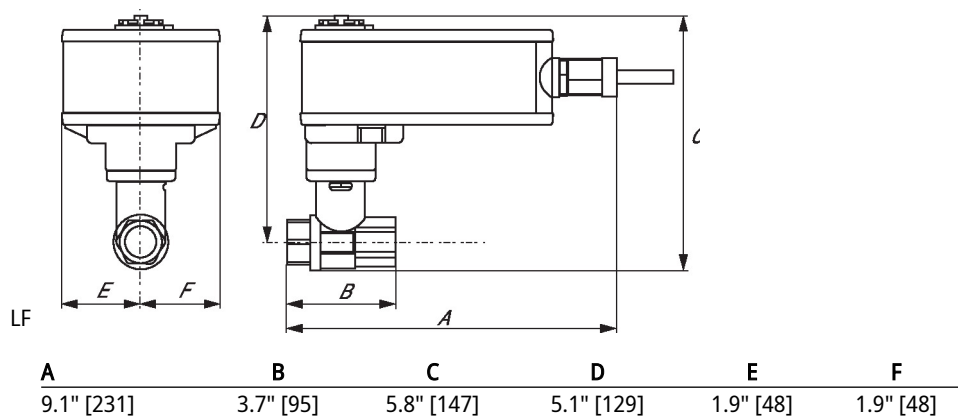
20

Weight

0.88 lb [0.40 kg]



## Dimensions



On/Off, Spring return, 120 V



5-year warranty



## Technical data

Electrical data	Nominal voltage	AC 120 V
	Nominal voltage frequency	50/60 Hz
	Nominal voltage range	AC 96...132 V
	Power consumption in operation	5.5 W
	Power consumption in rest position	3.5 W
	Transformer sizing	7.5 VA
	Electrical Connection	18 GA appliance cable, 3 ft [1 m], with 1/2" NPT conduit connector
	Overload Protection	electronic throughout 0...95° rotation
Functional data	Direction of motion motor	selectable with switch 0/1
	Direction of motion fail-safe	reversible with cw/ccw mounting
	Angle of rotation	90°
	Running Time (Motor)	75 s / 90°
	Running time fail-safe	<25 s @ -4...122°F [-20...50°C], <60 s @ -22°F [-30°C]
	Noise level, motor	50 dB(A)
	Noise level, fail-safe	62 dB(A)
	Position indication	Mechanical
Safety data	Degree of protection IEC/EN	IP54
	Degree of protection NEMA/UL	NEMA 2
	Enclosure	UL Enclosure Type 2
	Agency Listing	cULus acc. To UL 873 and CAN/CSA C22.2 No. 24-93
	Quality Standard	ISO 9001
	UL 2043 Compliant	Suitable for use in air plenums per Section 300.22(C) of the NEC and Section 602 of the IMC
	Ambient humidity	Max. 95% RH, non-condensing
	Ambient temperature	-22...122°F [-30...50°C]
	Storage temperature	-40...176°F [-40...80°C]
	Servicing	maintenance-free
Weight	Weight	□

## Technical data

**Materials** Housing material galvanized steel

**Footnotes** †Rated Impulse Voltage 800V, Type of action 1.AA, Control Pollution Degree 3

## Electrical installation


**INSTALLATION NOTES**


Actuators with appliance cables are numbered.



Provide overload protection and disconnect as required.



Actuators may be connected in parallel if not mechanically linked. Power consumption and input impedance must be observed.



Meets cULus requirements without the need of an electrical ground connection.


**Warning! Live electrical components!**

During installation, testing, servicing and troubleshooting of this product, it may be necessary to work with live electrical components. Have a qualified licensed electrician or other individual who has been properly trained in handling live electrical components perform these tasks. Failure to follow all electrical safety precautions when exposed to live electrical components could result in death or serious injury.

## Wiring diagrams

On/Off

