

2-way, Characterized Control Valve, Stainless Steel Ball and Stem



5-year warranty



Type overview

| Type | DN |
|------|----|
| B207 | 15 |

Technical data

| | | |
|--------------------|--------------------------|--|
| Functional data | Valve size [mm] | 0.5" [15] |
| | Fluid | chilled or hot water, up to 60% glycol |
| | Fluid Temp Range (water) | 0...250°F [-18...120°C] |
| | Body Pressure Rating | 600 psi |
| | Close-off pressure Δps | 200 psi |
| | Flow characteristic | equal percentage |
| | Leakage rate | 0% for A – AB |
| | Pipe connection | Internal thread NPT (female) |
| | Servicing | maintenance-free |
| | Flow Pattern | 2-way |
| | Controllable flow range | 75° |
| | Cv | 0.3 |
| Materials | Valve body | Nickel-plated brass body |
| | Stem | stainless steel |
| | Stem seal | EPDM (lubricated) |
| | Seat | PTFE |
| | Characterized disc | TEFZEL® |
| | O-ring | EPDM (lubricated) |
| | Ball | stainless steel |
| Suitable actuators | Non Fail-Safe | TR LRB(X) LRQB(X) NRB(X) N4 |
| | | Spring |
| | | TFRB(X) LF |

Safety notes



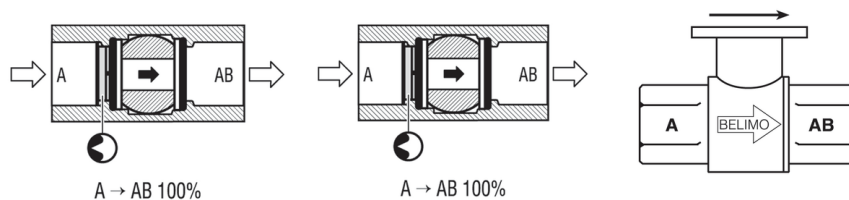
- WARNING: This product can expose you to lead which is known to the State of California to cause cancer and reproductive harm. For more information go to www.p65warnings.ca.gov

Product features

Application This valve is typically used in air handling units on heating or cooling coils, and fan coil unit heating or cooling coils. Some other common applications include Unit Ventilators, VAV box re-heat coils and bypass loops. This valve is suitable for use in a hydronic system with variable flow.

Flow/Mounting details

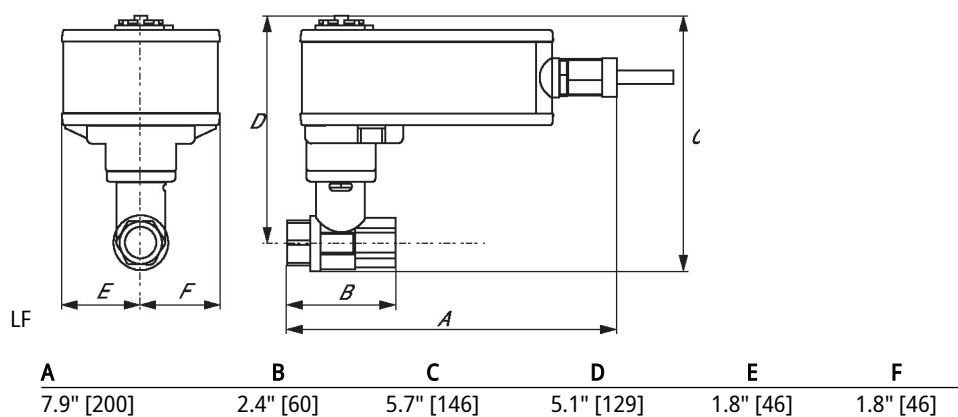
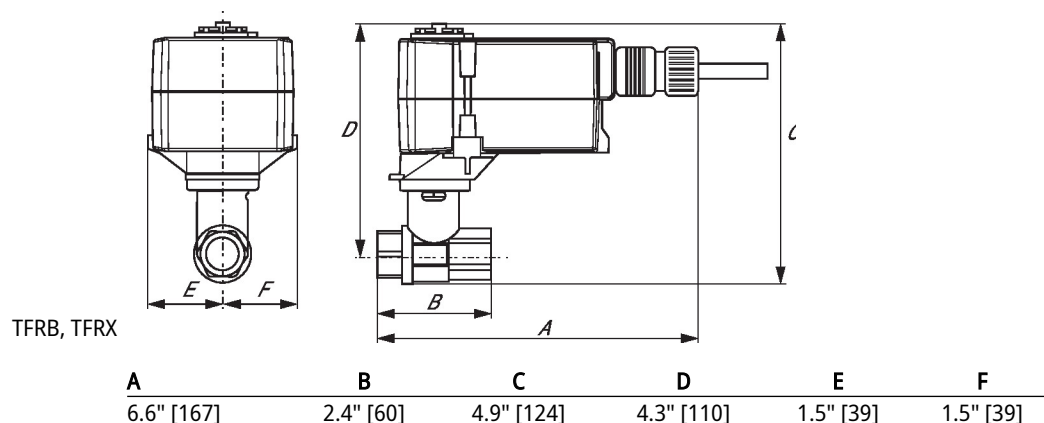
Two-way valves should be installed with the disc upstream.



Dimensions

| Type | DN | Weight |
|------|----|-------------------|
| B207 | 15 | 0.50 lb [0.23 kg] |



Dimensions


On/Off, Floating point, Non fail-safe, 24 V



5-year warranty






Technical data

| | | |
|-----------------|--------------------------------|---|
| Electrical data | Nominal voltage | AC 24 V |
| | Nominal voltage frequency | 50/60 Hz |
| | Nominal voltage range | AC 19.2...28.8 V |
| | Power consumption in operation | 1 W |
| | Transformer sizing | 1 VA |
| | Electrical Connection | Screw terminal (for 26 to 14 GA wire) |
| | Overload Protection | electronic throughout full rotation |
| Functional data | Manual override | push down handle |
| | Angle of rotation | 90° |
| | Running Time (Motor) | 90 s / 90° |
| | Noise level, motor | 35 dB(A) |
| | Position indication | integrated into handle |
| Safety data | Power source UL | Class 2 Supply |
| | Degree of protection IEC/EN | IP40 |
| | Degree of protection NEMA/UL | NEMA 1 |
| | Enclosure | UL Enclosure Type 1 |
| | Agency Listing | cULus acc. to UL60730-1A/-2-14, CAN/CSA E60730-1:02 CE acc. to 2014/30/EU and 2014/35/EU |
| | Quality Standard | ISO 9001 |
| | UL 2043 Compliant | Suitable for use in air plenums per Section 300.22(C) of the NEC and Section 602 of the IMC |
| | Ambient humidity | Max. 95% RH, non-condensing |
| | Ambient temperature | -22...122°F [-30...50°C] |
| | Storage temperature | -40...176°F [-40...80°C] |
| | Servicing | maintenance-free |
| | Weight | 0.85 lb [0.39 kg] |

Electrical installation

INSTALLATION NOTES

-  Provide overload protection and disconnect as required.
-  Actuators are provided with a numbered screw terminal strip instead of a cable.
-  Actuators cannot be wired in parallel.

Electrical installation

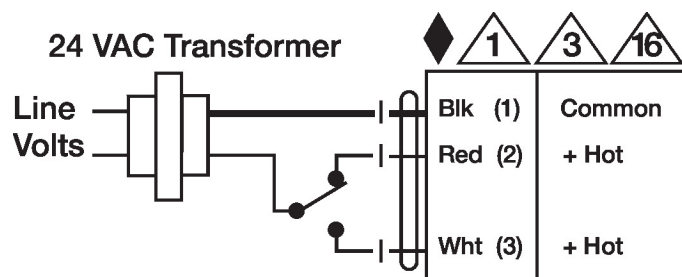
◆ Meets cULus requirements without the need of an electrical ground connection.

⚠ Warning! Live electrical components!

During installation, testing, servicing and troubleshooting of this product, it may be necessary to work with live electrical components. Have a qualified licensed electrician or other individual who has been properly trained in handling live electrical components perform these tasks. Failure to follow all electrical safety precautions when exposed to live electrical components could result in death or serious injury.

Wiring diagrams

On/Off AC 24 V Transformer



Floating Point

