


Ball Valve (VSS), 1", 2-way, Cv 43

- NSF/ANSI 61 – Water Quality – C. Hot
- NSF/ANSI 372 - Lead Free



2-year warranty

## Type overview

Type	DN
B224VSS	25

## Technical data

<b>Functional data</b>	Valve size [mm]	1" [25]
	Fluid	chilled or hot water, up to 60% glycol, steam
	Fluid Temp Range (water)	-30...148°C [-22...298°F]
	Body Pressure Rating	1500 psig WOG
	Close-off pressure Δps	1000 psi
	Flow characteristic	modified equal percentage
	Leakage rate	ANSI Class VI
	Pipe connection	Internal thread NPT (female)
	Max Differential Pressure (Steam)	50 psi
	Flow Pattern	2-way
	Controllable flow range	90° rotation
	Cv	43
	Maximum Inlet Pressure (Steam)	50 psi
	Maximum Velocity	15 FPS
<b>Materials</b>	Valve body	Stainless steel A351-CF8M 316
	Housing seal	PTFE
	Stem	316 stainless steel
	Stem seal	RPTFE
	Seat	RPTFE
	Lock nut	stainless steel
<b>Suitable actuators</b>	Non Fail-Safe	AMB(X) GRCB(X) GRB(X)
	Spring	AF

Note: NSF/ANSI/CAN 61 Section 8, Annex G, NSF/ANSI 372 - Drinking Water System Components - Lead Content. Suitable for Cold, Domestic Hot, and Commercial Hot applications.

## Product features

**Application** These threaded valves are designed to provide modulating or two position control of hot or chilled water and saturated steam systems under 50 psi.

Typical applications include reheat coils, VAV terminal control, unit ventilators, and air handlers, especially in areas which have minimum profile requirements.

Up to 50 psi steam

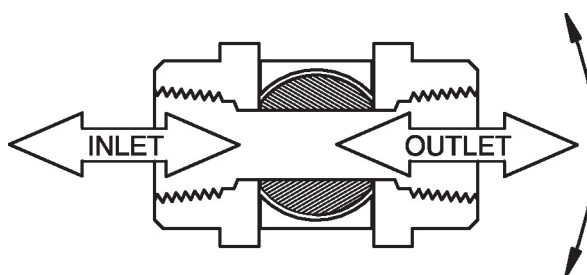
1/2" - 2000 PSIG WOG, Cold Non-Shock

Federal Specification: WW-V-35C, Type II

Composition: SS

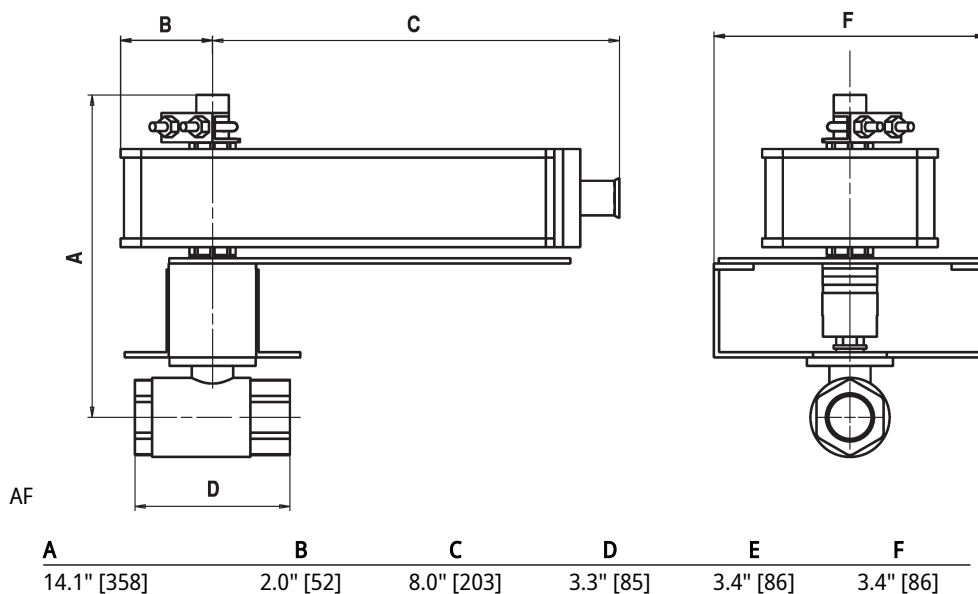
Style: 3

## Flow/Mounting details

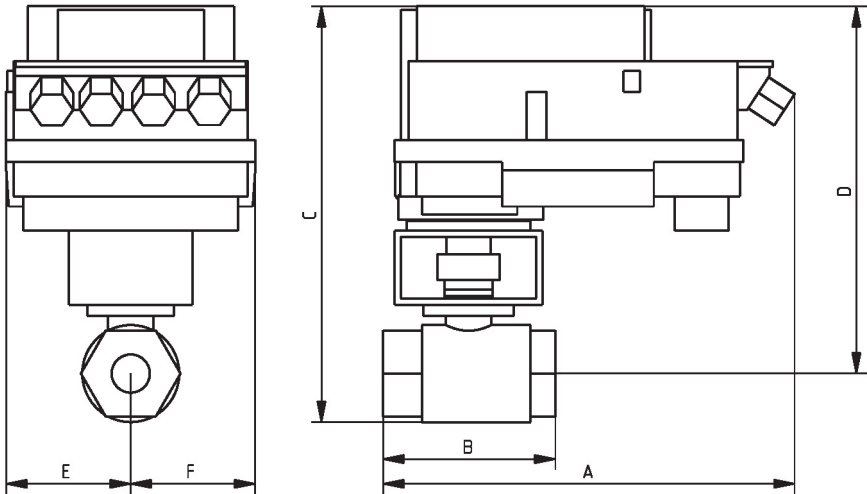


## Dimensions

Type	DN	Weight
B224VSS	25	1.8 lb [0.80 kg]



Dimensions



B249VSS+PKR..

A	B	C	D	E	F
14.1" [358]	3.4" [86]	12.1" [307]	11.1" [283]	3.4" [86]	3.4" [86]

On/Off, Floating point, Non fail-safe, 24 V



5-year warranty



## Technical data

<b>Electrical data</b>	Nominal voltage	AC/DC 24 V
	Nominal voltage frequency	50/60 Hz
	Nominal voltage range	AC 19.2...28.8 V / DC 21.6...28.8 V
	Power consumption in operation	8 W
	Power consumption in rest position	2.5 W
	Transformer sizing	11 VA
	Electrical Connection	Terminal blocks
	Overload Protection	electronic throughout 0...90° rotation
<b>Functional data</b>	Direction of motion motor	selectable with switch 0/1
	Manual override	under cover
	Angle of rotation	90°
	Angle of rotation note	adjustable with mechanical stop
	Running Time (Motor)	35 s / 90°
	Running time motor note	constant, independent of load
	Noise level, motor	45 dB(A)
	Position indication	Mechanical, 5...20 mm stroke
<b>Safety data</b>	Power source UL	Class 2 Supply
	Degree of protection IEC/EN	IP66/67
	Degree of protection NEMA/UL	NEMA 4X
	Housing	UL Enclosure Type 4X
	Agency Listing	cULus acc. to UL60730-1A/-2-14, CAN/CSA E60730-1:02, CE acc. to 2014/30/EU and 2014/35/EU
	Quality Standard	ISO 9001
	Ambient humidity	Max. 100% RH
	Ambient temperature	-22...122°F [-30...50°C]
	Ambient temperature note	-40...50°C [104...122°F] for actuator with integrated heating
	Storage temperature	-40...176°F [-40...80°C]
	Servicing	maintenance-free
	Weight	6.9 lb [3.1 kg]

**Materials** Housing material Die cast aluminium and plastic casing

**Footnotes** †Rated Impulse Voltage 800V, Type of action 1.AA, Control Pollution Degree 3

## Accessories

Electrical accessories	Description	Type
	Battery backup system, for non-spring return models	NSV24 US
	Battery, 12 V, 1.2 Ah (two required)	NSV-BAT
	Auxiliary switch 1x SPDT add-on	S1A
	Auxiliary switch 2x SPDT add-on	S2A
	Feedback potentiometer 140 Ω add-on, grey	P140A GR
	Feedback potentiometer 1 kΩ add-on, grey	P1000A GR
	Feedback potentiometer 10 kΩ add-on, grey	P10000A GR
	Feedback potentiometer 2.8 kΩ add-on, grey	P2800A GR
	Feedback potentiometer 500 Ω add-on, grey	P500A GR
	Feedback potentiometer 5 kΩ add-on, grey	P5000A GR
Factory add-on option only	Description	Type
	Heater, with adjustable thermostat	ACT_PACK_H

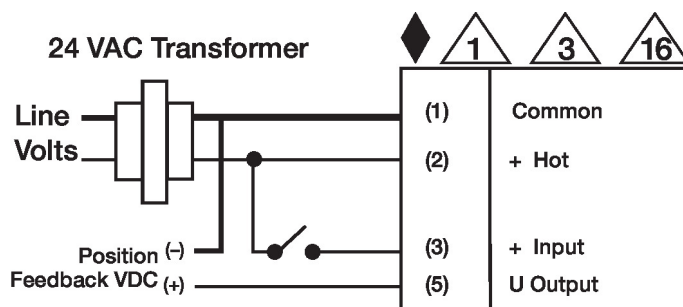
## Electrical installation

### ✂ INSTALLATION NOTES

- ⚠ Provide overload protection and disconnect as required.
- ⚠ Actuators may also be powered by DC 24 V.
- ⚠ For triac sink the Common connection from the actuator must be connected to the Hot connection of the controller. Position feedback cannot be used with a triac sink controller; the actuator internal common reference is not compatible.
- ⚠ IN4004 or IN4007 diode. (IN4007 supplied, Belimo part number 40155).
- ⚠ Actuators are provided with a numbered screw terminal strip instead of a cable.
- ◆ Meets cULus requirements without the need of an electrical ground connection.
- ⚠ **Warning! Live electrical components!**  
During installation, testing, servicing and troubleshooting of this product, it may be necessary to work with live electrical components. Have a qualified licensed electrician or other individual who has been properly trained in handling live electrical components perform these tasks. Failure to follow all electrical safety precautions when exposed to live electrical components could result in death or serious injury.

## Wiring diagrams

On/Off



**Electrical installation**
**Wiring diagrams**
**Floating Point**
