


3-way Mixing/Diverting, Characterized Control Valve, Chrome Plated Brass Ball and Nickel Plated Brass Stem



Picture may differ from product



5-year warranty



Type overview

| Type | DN |
|-------|-----------|
| B320B | 3/4" [20] |

Technical data

| | | |
|--------------------|--------------------------|--|
| Functional data | Valve size [mm] | 0.75" [20] |
| | Fluid | chilled or hot water, up to 60% glycol |
| | Fluid Temp Range (water) | 0...250°F [-18...120°C] |
| | Body Pressure Rating | 600 psi |
| | Close-off pressure Δps | 200 psi |
| | Flow | A-port: as stated in chart B-port: 70% of A – AB Cv |
| | Flow characteristic | A-port equal percentage, B-port modified for constant common port flow |
| | Leakage rate | 0% for A – AB, <2.0% for B – AB |
| | Pipe connection | Internal thread NPT (female) |
| | Servicing | maintenance-free |
| | Flow Pattern | 3-way Mixing/Diverting |
| | Controllable flow range | 75° |
| | Cv | 14 |
| Materials | Valve body | Nickel-plated brass body |
| | Stem | nickel-plated brass |
| | Stem seal | EPDM (lubricated) |
| | Seat | PTFE |
| | Characterized disc | TEFZEL® |
| | O-ring | EPDM (lubricated) |
| | Ball | chrome plated brass |
| Suitable actuators | Non Fail-Safe | LRB(X) |
| | Spring | (LF..T..) |

Safety notes



- WARNING: This product can expose you to lead which is known to the State of California to cause cancer and reproductive harm. For more information go to www.p65warnings.ca.gov

Product features

Application This valve is typically used in air handling units on heating or cooling coils, and fan coil unit heating or cooling coils. Some other common applications include Unit Ventilators, VAV box re-heat coils and bypass loops. This valve is suitable for use in a hydronic system with variable or constant flow.

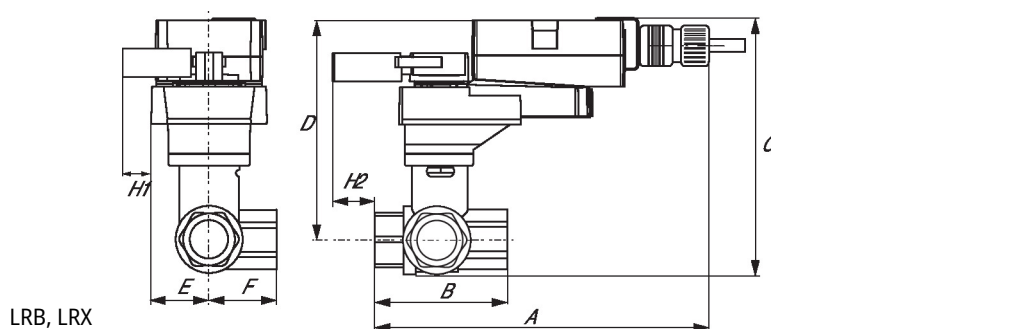
Flow/Mounting details

This valve is not suitable for use as a change over valve.

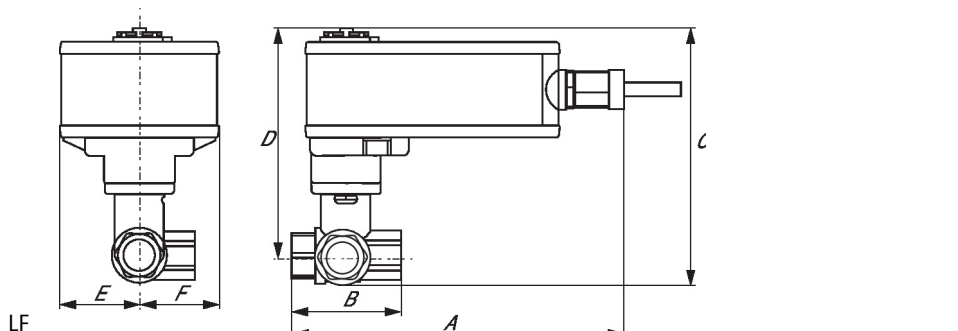


Dimensions

| Type | DN | Weight |
|-------|-----------|------------------|
| B320B | 3/4" [20] | 1.0 lb [0.45 kg] |



| A | B | C | D | E | F | H1 | H2 |
|------------|-----------|------------|------------|-----------|-----------|-----------|---------|
| 8.5" [216] | 2.7" [69] | 5.8" [147] | 5.1" [129] | 1.3" [33] | 1.5" [39] | 1.2" [30] | 1" [25] |




| A | B | C | D | E | F |
|------------|-----------|------------|------------|-----------|-----------|
| 8.6" [218] | 2.7" [69] | 6.3" [159] | 5.6" [142] | 1.8" [46] | 1.9" [48] |

On/Off, Floating point, Non fail-safe, 100...240 V



5-year warranty



Technical data

| | | |
|-----------------|------------------------------------|---|
| Electrical data | Nominal voltage | AC 100...240 V |
| | Nominal voltage frequency | 50/60 Hz |
| | Nominal voltage range | AC 85...265 V |
| | Power consumption in operation | 2 W |
| | Power consumption in rest position | 0.5 W |
| | Transformer sizing | 4 VA |
| | Electrical Connection | 18 GA appliance cable, 3 ft [1 m], with 1/2" NPT conduit connector |
| | Overload Protection | electronic throughout 0...95° rotation |
| | Electrical Protection | actuators are double insulated |
| Functional data | Direction of motion motor | selectable with switch 0/1 |
| | Manual override | external push button |
| | Angle of rotation | 90° |
| | Angle of rotation note | adjustable with mechanical stop |
| | Running Time (Motor) | 90 s / 90° |
| | Noise level, motor | 35 dB(A) |
| | Position indication | Mechanical, pluggable |
| Safety data | Power source UL | Class 2 Supply |
| | Degree of protection IEC/EN | IP54 |
| | Degree of protection NEMA/UL | NEMA 2 |
| | Enclosure | UL Enclosure Type 2 |
| | Agency Listing | cULus acc. to UL60730-1A/-2-14, CAN/CSA E60730-1:02 CE acc. to 2014/30/EU and 2014/35/EU |
| | Quality Standard | ISO 9001 |
| | UL 2043 Compliant | Suitable for use in air plenums per Section 300.22(C) of the NEC and Section 602 of the IMC |
| | Ambient humidity | Max. 95% RH, non-condensing |
| | Ambient temperature | -22...122°F [-30...50°C] |
| | Storage temperature | -40...176°F [-40...80°C] |
| | Servicing | maintenance-free |

Technical data

| | | |
|------------------|------------------|--------------------------------------|
| Weight | Weight | 1.0 lb [0.47 kg] |
| Materials | Housing material | Galvanized steel and plastic housing |

Footnotes †Rated Impulse Voltage 4kV, Type of action 1, Control Pollution Degree 3.

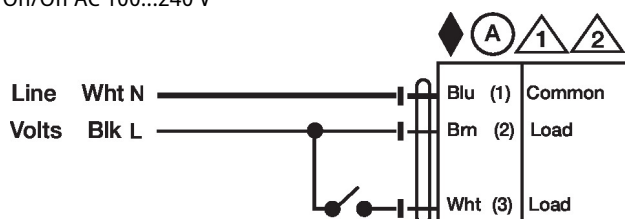
Electrical installation

✂ INSTALLATION NOTES

- Ⓐ Actuators with appliance cables are numbered.
- 1 Provide overload protection and disconnect as required.
- 2 Actuators may be connected in parallel. Power consumption and input impedance must be observed.
- ◆ Meets cULus requirements without the need of an electrical ground connection.
- ⚠ **Warning! Live electrical components!**
During installation, testing, servicing and troubleshooting of this product, it may be necessary to work with live electrical components. Have a qualified licensed electrician or other individual who has been properly trained in handling live electrical components perform these tasks. Failure to follow all electrical safety precautions when exposed to live electrical components could result in death or serious injury.

Wiring diagrams

On/Off AC 100...240 V



Floating Point AC 100...240 V

