



2-year warranty

## Type overview

Type	DN
B6600VB-507	150

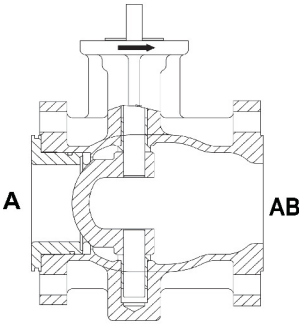
## Technical data

<b>Functional data</b>	Valve size [mm]	6" [150]
	Fluid	chilled or hot water, up to 60% glycol, steam
	Fluid Temp Range (water)	-22...380°F [-30...193°C]
	Fluid Temp Range (steam)	-22...365°F [-30...185°C]
	Body Pressure Rating	ANSI Class 150
	Close-off pressure Δps	250 psi
	Flow characteristic	equal percentage
	Servicing	repack/rebuild kits available
	Rangeability Sv	300:1
	Maximum differential pressure (water)	150 psi
	Max Differential Pressure (Steam)	100 psi
	Close-Off Pressure (Steam)	150 psi
	Flow Pattern	2-way
	Leakage rate	ANSI Class IV
	Controllable flow range	75°
	Cv	507
	Maximum Inlet Pressure (Steam)	150 psi
<b>Materials</b>	Valve body	WCC grade carbon steel
	Body finish	matt black body finish
	Stem	stainless steel
	Stem seal	PTFE V-ring
	Seat	PTFE
	Pipe connection	125/150 lb flanged, ASME/ANSI b16.1/b16.5
	Ball	stainless steel
<b>Suitable actuators</b>	Non-Spring	PRB(X)
	Electrical fail-safe	PKRB(X)

## Product features

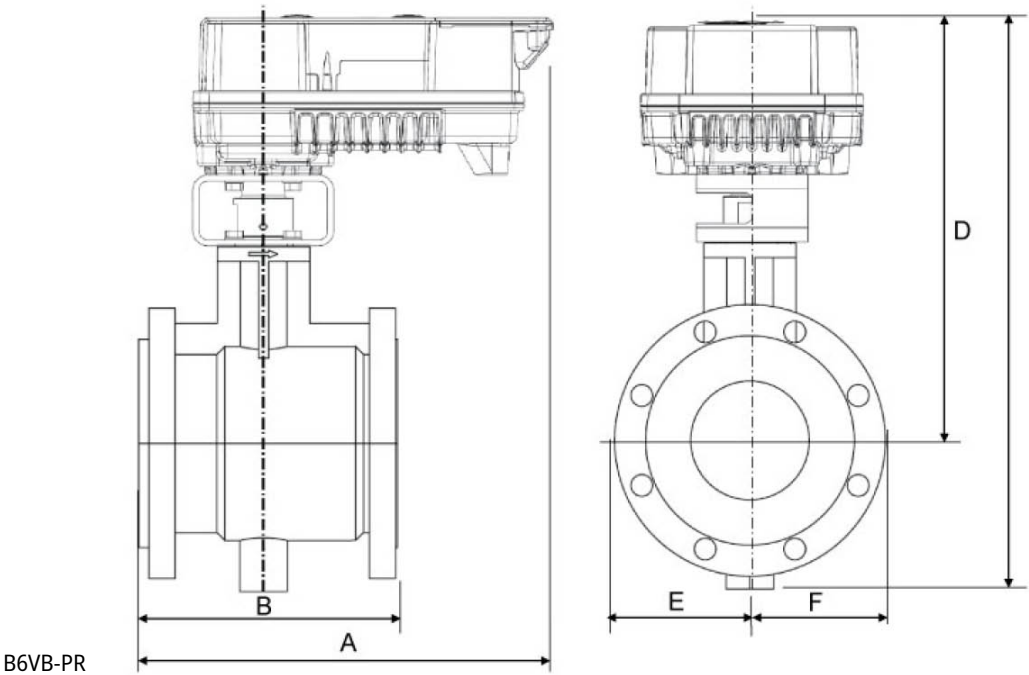
**Application** This valve is typically used in air handling units on heating or cooling coils, and fan coil unit heating or cooling coils. Some other common applications include Unit Ventilators, VAV box re-heat coils and bypass loops. This valve is suitable for use in a hydronic system with variable flow.

Flow/Mounting details

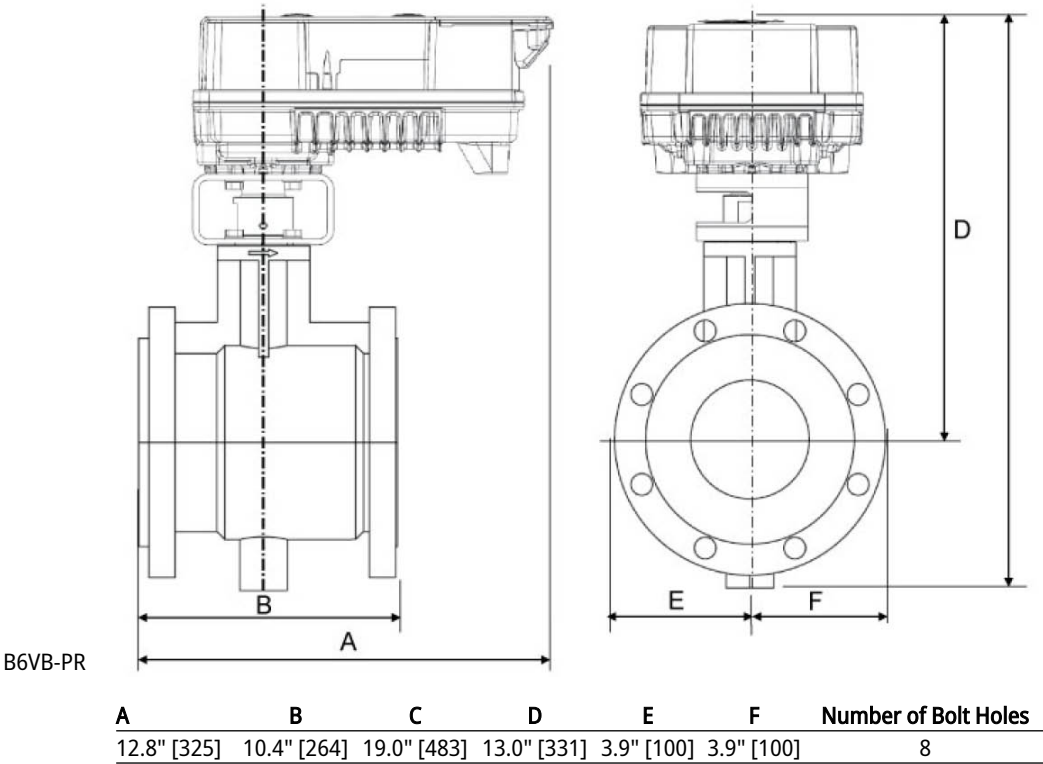


Dimensions


Type	DN	Weight
B6600VB-507	150	92.61 lb [42 kg]




A	B	C	D	E	F	Number of Bolt Holes
12.8" [325]	10.4" [264]	19.0" [483]	13.0" [331]	3.9" [100]	3.9" [100]	8



On/Off, Floating point, Non fail-safe, 24...240 V



5-year warranty



## Technical data

<b>Electrical data</b>	Nominal voltage	AC 24...240 V / DC 24...125 V
	Nominal voltage frequency	50/60 Hz
	Nominal voltage range	AC 19.2...264 V / DC 19.2...137.5 V
	Power consumption in operation	23 W
	Power consumption in rest position	7.5 W
	Transformer sizing	with 24 V 23 VA / with 240 V 55 VA
	Auxiliary switch	2x SPDT, 1 mA...3 A (0.5 A inductive), DC 5 V...AC 250 V (II, reinforced insulation), 1x 10° / 1x 0...90° (default setting 85°)
	Switching capacity auxiliary switch	1 mA...3 A (0.5 A inductive), DC 5 V...AC 250 V (II, reinforced insulation)
	Electrical Connection	Terminal blocks, (PE) Ground-Screw
	Overload Protection	electronic throughout 0...90° rotation
<b>Functional data</b>	Direction of motion motor	reversible with app
	Manual override	7 mm hex crank, supplied
	Angle of rotation	90°
	Running Time (Motor)	35 s / 90°
	Noise level, motor	68 dB(A)
	Position indication	integral pointer
<b>Safety data</b>	Power source UL	Class 2 Supply
	Degree of protection IEC/EN	IP66/67
	Degree of protection NEMA/UL	NEMA 4X
	Housing	UL Enclosure Type 4X
	Agency Listing	cULus acc. to UL60730-1A/-2-14, CAN/CSA E60730-1:02, CE acc. to 2014/30/EU and 2014/35/EU
	Quality Standard	ISO 9001
	Ambient humidity	Max. 100% RH
	Ambient temperature	-22...122°F [-30...50°C]
	Servicing	maintenance-free
<b>Weight</b>	Weight	6.8 lb [3.1 kg]
<b>Materials</b>	Housing material	Die cast aluminium and plastic casing

## Safety notes



- For maintenance work, the correct valve position must be set via the control signal. Additionally, the actuator must be disconnected from the power source. The hand crank and manual override shall not be used as a safety measure to maintain the valve position.

## Product features

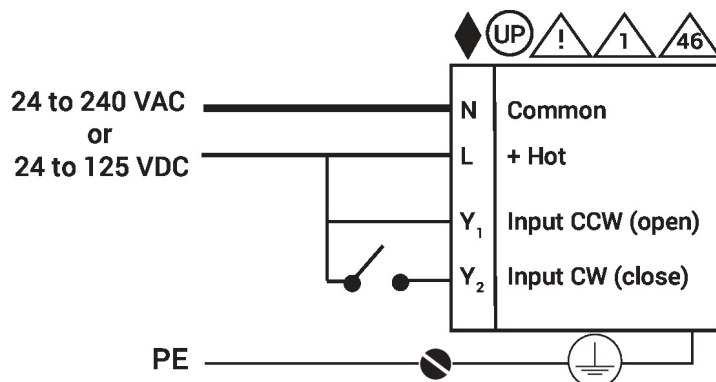
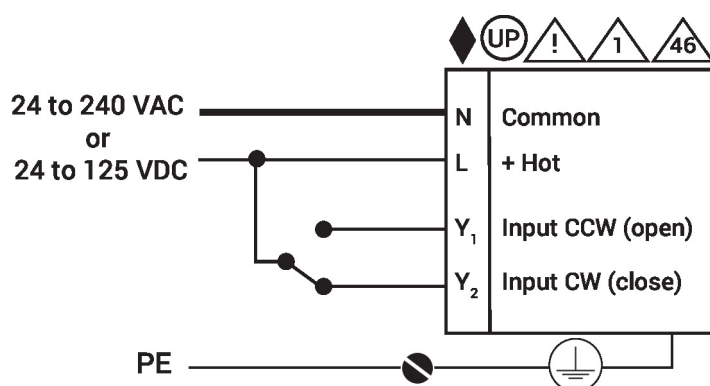
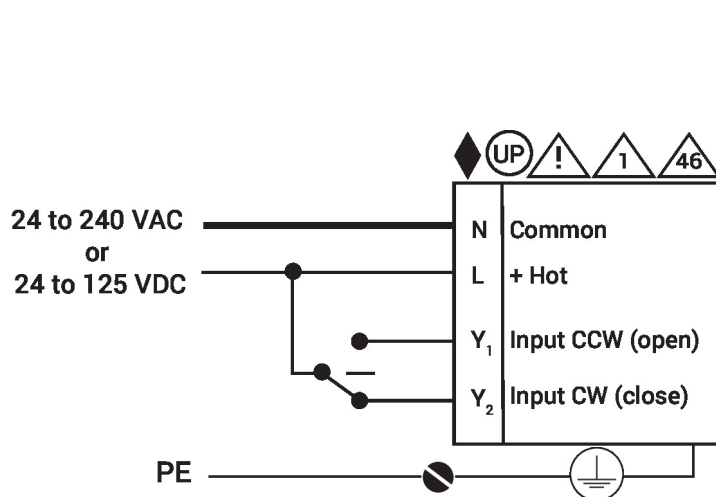
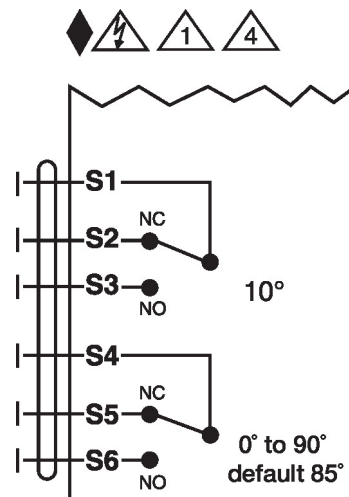
- Application** PR Series valve actuators are designed with an integrated linkage and visual position indicators. For outdoor applications, the installed valve must be mounted with the actuator at or above horizontal. For indoor applications the actuator can be in any location including directly under the valve.
- Operation** The PR series actuator provides 90° of rotation and a visual indicator shows the position of the valve. The PR Series actuator uses a low power consumption brushless DC motor and is electronically protected against overload. A universal power supply is furnished to connect supply voltage in the range of AC 24...240 V and DC 24...125 V. Included is a smart heater with thermostat to eliminate condensation. Two auxiliary switches are provided; one set at 10° open and the other is field adjustable. Running time is field adjustable from 30...120 seconds by using the Near Field Communication (NFC) app and a smart phone.
- †Use 60°C/75°C copper wire size range 12...28 AWG, stranded or solid. Use flexible metal conduit. Push the listed conduit fitting device over the actuator's cable to butt against the enclosure. Screw in conduit connector. Jacket the actuators input wiring with listed flexible conduit. Properly terminate the conduit in a suitable junction box. Rated impulse Voltage 4000 V. Type of action 1. Control pollution degree 3.

## Accessories

Mechanical accessories	Description	Type
	Hand crank for PR, PKR, PM	ZG-HND PR

## Electrical installation

- Meets cULus requirements without the need of an electrical ground connection.
- UP Universal Power Supply (UP) models can be supplied with AC 24...240 V, or DC 24...125 V.
- Disconnect power.
- Provide overload protection and disconnect as required.
- Two built-in auxiliary switches (2x SPDT), for end position indication, interlock control, fan startup, etc.
- Actuators may be controlled in parallel. Current draw and input impedance must be observed.
- Warning! Live electrical components!**  
During installation, testing, servicing and troubleshooting of this product, it may be necessary to work with live electrical components. Have a qualified licensed electrician or other individual who has been properly trained in handling live electrical components perform these tasks. Failure to follow all electrical safety precautions when exposed to live electrical components could result in death or serious injury.

**Electrical installation**
**Wiring diagrams**
**On/Off**

**On/Off**

**Floating Point**

**Auxiliary Switches**


## Dimensions

