



5-year warranty

Type overview

Type	Stroke
BGVL	0.6" [15 mm] LV, 3/4" [20 mm] SV

Technical data

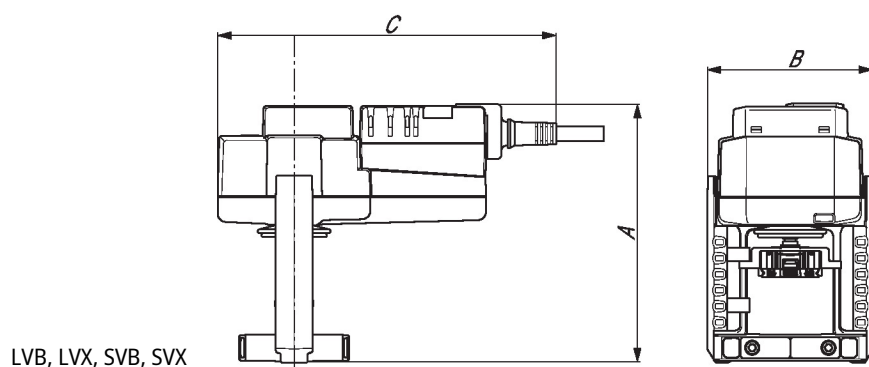
Functional data	Fluid	chilled or hot water and steam
	Fluid Temp Range (water)	Please Refer to Manufacturer's Valve Specifications
	Mounting Position	360°
	Applicable valve size	0.5...2" [15...50]
Materials	Hardware	SS and Nickel plated steel
	Frame, plate, base	aluminum
	Coupling	GF Nylon supplied
Suitable actuators	Non-Spring	LVB(X) SVB(X)
	Electrical fail-safe	LVKB(X) SVKB(X)
	For close-off pressure reference Select Pro or retrofit technical documentation.	

Product features

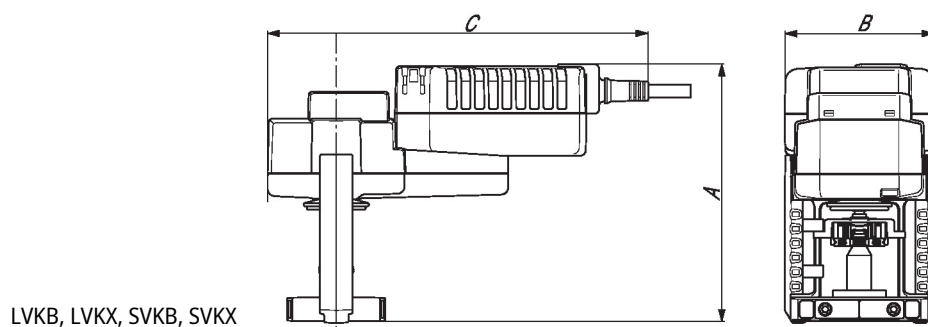
Default/Configuration	The default set up for a BGVL linkage will be factory installed along with a LV or SV series actuator. Included in the kit will be all the necessary hardware to facilitate mounting to the Belimo Globe Valve.
Application	The BGVL kit is designed to easily attach LV and SV series actuators to Belimo Globe Valves. The tapered bonnet and notched stem design allow easy installation of the BGVL on ½" to 2" two-way or three-way valves in both normally open and normally closed configurations.
Operation	The BGVL linkage with actuator will provide 20 mm of linear travel to accommodate a wide range of valve sizes.

Dimensions

Type	Weight
BGVL	1.1 lb [0.50 kg]



A	B	C
6.0" [152]	3.8" [97]	7.9" [201]



A	B	C
6.7" [171]	3.8" [97]	8.1" [206]



5-year warranty



Technical data

Electrical data	Nominal voltage	AC/DC 24 V
	Nominal voltage frequency	50/60 Hz
	Power consumption in operation	1 W
	Power consumption in rest position	0.5 W
	Transformer sizing	1 VA (class 2 power source)
	Electrical Connection	18 GA plenum cable, 3 ft [1 m], with 1/2" conduit connector, degree of protection NEMA 2 / IP54
	Overload Protection	electronic throughout full stroke
	Electrical Protection	actuators are double insulated
Functional data	Actuating force motor	500 N [115 lbf]
	Position feedback U note	No Feedback
	Direction of motion motor	selectable with switch 0/1
	Manual override	4 mm hex crank (shipped w/actuator)
	Stroke	0.75" [19 mm]
	Running Time (Motor)	90 s /
	Running time motor variable	90 or 150 s
	Noise level, motor	55 dB(A)
	Position indication	Mechanically, with pointer
Safety data	Degree of protection IEC/EN	IP54
	Degree of protection NEMA/UL	NEMA 2
	Enclosure	UL Enclosure Type 2
	Agency Listing	cULus acc. to UL60730-1A/-2-14, CAN/CSA E60730-1:02, CE acc. to 2014/30/EU and 2014/35/EU
	Quality Standard	ISO 9001
	Ambient temperature	-22...122°F [-30...50°C]
	Storage temperature	-40...176°F [-40...80°C]
	Ambient humidity	Max. 95% RH, non-condensing
	Servicing	maintenance-free
Materials	Housing material	Die cast aluminium and plastic casing
Footnotes	† Use flexible metal conduit. Push the listed conduit fitting device over the actuator's cable to butt against the enclosure. Screw in conduit connector. Jacket the actuators input wiring with listed flexible conduit. Properly terminate the conduit in a suitable junction box. Rated impulse Voltage 800V. Type of action 1. Control pollution degree 3.	

Accessories

Electrical accessories	Description	Type
	Auxiliary switch 2 x SPDT for NG GV Actuators	S2A-GV

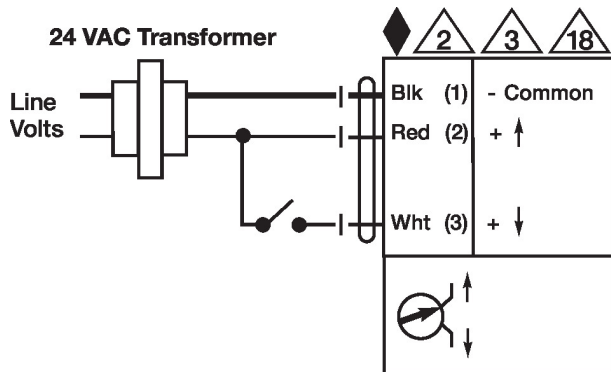
Electrical installation

✂ INSTALLATION NOTES

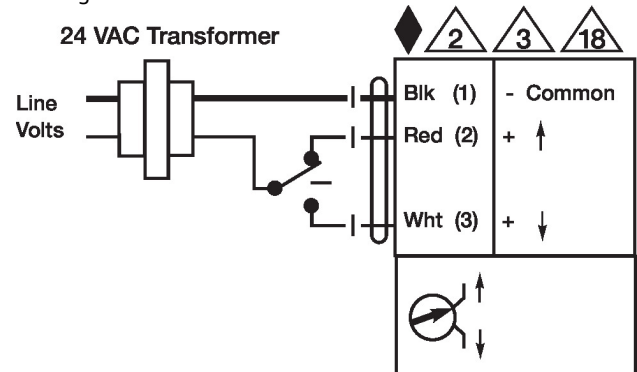
- ⚠ 2 Actuators may be connected in parallel. Power consumption and input impedance must be observed.
- ⚠ 3 Actuators may also be powered by DC 24 V.
- ⚠ 18 Actuators with plenum cable do not have numbers; use color codes instead.
- ◆ Meets cULus requirements without the need of an electrical ground connection.
- ⚠ 1 **Warning! Live electrical components!**
During installation, testing, servicing and troubleshooting of this product, it may be necessary to work with live electrical components. Have a qualified licensed electrician or other individual who has been properly trained in handling live electrical components perform these tasks. Failure to follow all electrical safety precautions when exposed to live electrical components could result in death or serious injury.

Wiring diagrams

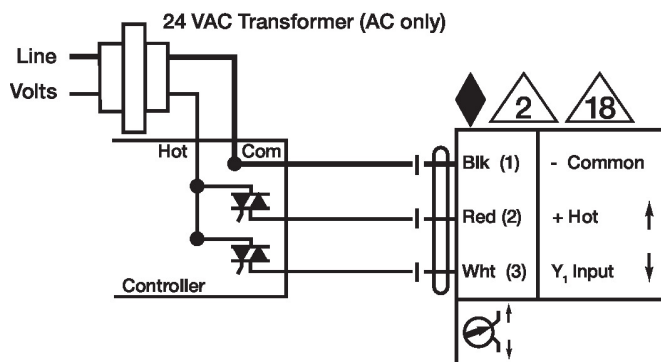
On/Off



Floating Point



Triac Source



Triac Sink

