


Potable water valve, 2-way, Internal thread

- For potable water applications
- NSF/ANSI 372 - Lead Free
- NSF/ANSI 61 - Water Quality



2-year warranty



Technical data

Functional data	Valve size [mm]	0.5" [15]
	Potable water certificate	NSF/ANSI 61 NSF/ANSI 372
	Fluid	Potable water
	Fluid temperature	-4.0...212°F [-20...100°C]
	Body Pressure Rating	600 psi CWP
	Close-off pressure Δps	200 psi
	Differential pressure Δpmax	200psi
	Angle of rotation	90°
	Pipe connection	NPT female
	Servicing	maintenance-free
	Flow Pattern	2-way
	Leakage rate	0%
	Cv	32
Materials	Valve body	Lead free brass
	Stem	Lead free brass
	Seat	PTFE
	O-ring	EPDM
	Ball	Chrome plated lead free brass
Suitable actuators	Non-Spring	CQB
	Electrical fail-safe	CQKB(X)

Safety notes



- The ball valve has to be exercised at least once a week, so that the quality of potable water as well as the functionality are not affected.

Product features

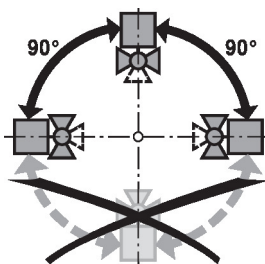
- Mode of operation** The on/off ball valve is adjusted by a rotary actuator. The rotary actuator is connected by an on/off signal. Open the ball valve counterclockwise and close it clockwise.

Installation notes

- Notes** The ball valve is a regulating device. To fulfil this control task in the long term, the circuit must be kept free from particle debris (e.g. welding beads during installation work).

Recommended installation positions

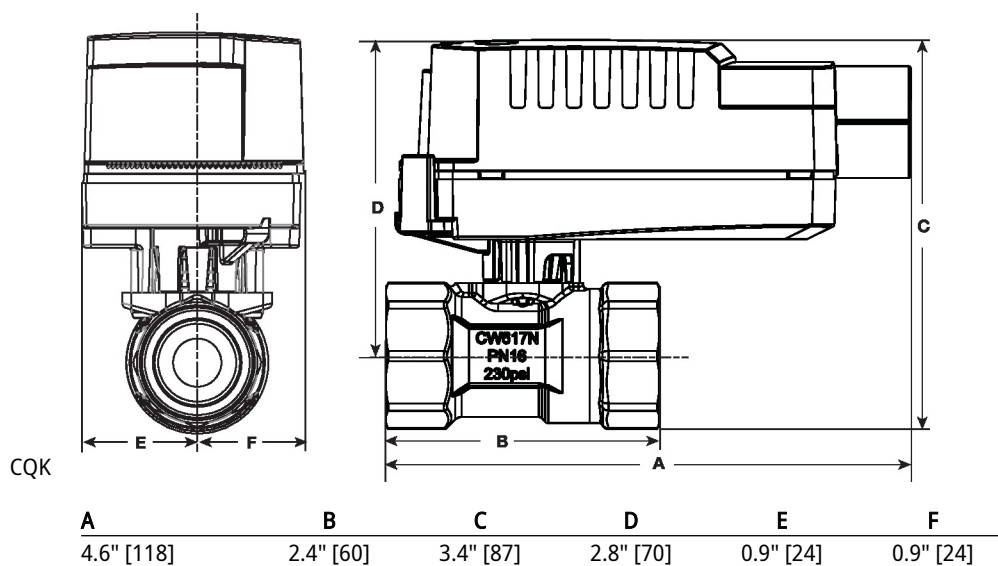
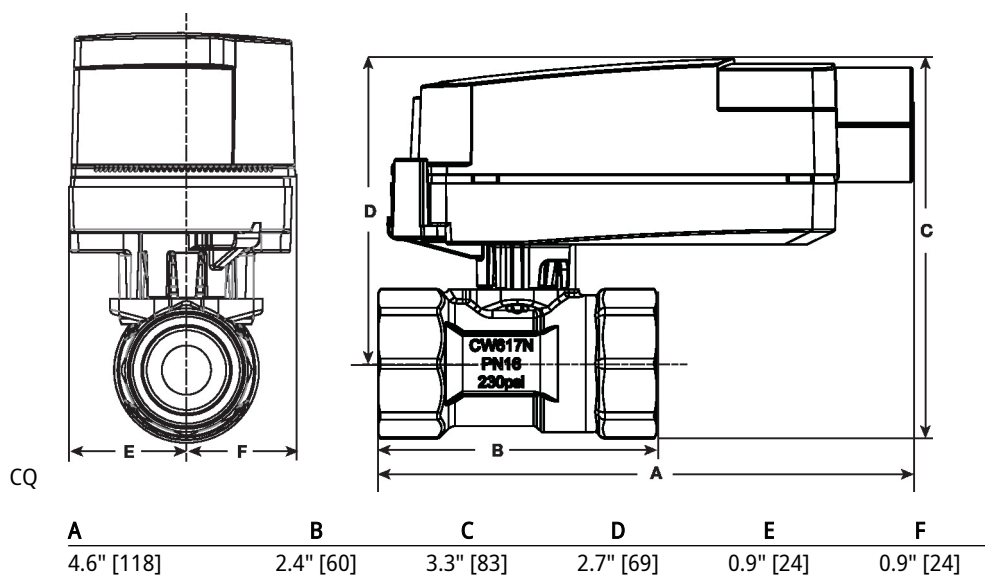
The ball valve can be installed upright to horizontal. The ball valve may not be installed in a hanging position, i.e. with the stem pointing downwards.


Servicing

Ball valves and rotary actuators are maintenance-free.

Dimensions

L [mm]	X [mm]	Y [mm]	Weight
61	250	90	0.47 lb [0.21 kg]



- Nominal voltage AC 100...240 V
- Control On/Off



5-year warranty



Technical data

Electrical data	Nominal voltage	AC 100...240 V
	Nominal voltage frequency	50/60 Hz
	Nominal voltage range	AC 85...265 V
	Power consumption in operation	3 W
	Power consumption in rest position	0.5 W
	Transformer sizing	7 VA
	Electrical Connection	22 GA plenum cable, 1 m, 3 m or 5 m, with 1/2" conduit connector
	Overload Protection	electronic throughout 0...90° rotation
	Electrical Protection	actuators are double insulated
Functional data	Bridging time (PF)	2 s
	Pre-charging time	5...20 s
	Angle of rotation	90°
	Angle of rotation note	adjustable with mechanical stop
	Running Time (Motor)	75 s / 90°
	Running time fail-safe	<60 s
	Noise level, motor	35 dB(A)
	Noise level, fail-safe	35 dB(A)
	Position indication	pointer
Safety data	Power source UL	Class 2 Supply
	Degree of protection IEC/EN	IP40
	Degree of protection NEMA/UL	NEMA 2
	Enclosure	UL Enclosure Type 2
	Agency Listing	cULus acc. to UL60730-1A/-2-14, CAN/CSA E60730-1:02 CE acc. to 2014/30/EU and 2014/35/EU
	Quality Standard	ISO 9001
	UL 2043 Compliant	Suitable for use in air plenums per Section 300.22(C) of the NEC and Section 602 of the IMC
	Ambient humidity	Max. 95% RH, non-condensing
	Ambient temperature	35...104°F [2...40°C]
	Storage temperature	-40...176°F [-40...80°C]
	Servicing	maintenance-free
Weight	Weight	0.4 lb [0.2 kg]
Materials	Housing material	UL94-5VA

Product features

- Application** Electrical fail-safe On/Off ZoneTight actuator.
- Valve selection should be done in accordance with the flow parameters and system specifications.
- The actuator is mounted directly to the valve without the need for tools or additional linkage.
- The actuator operates in response to AC 100...240 V. Angle of rotation is adjustable with the integrated mechanical stop.

Electrical installation
✂ INSTALLATION NOTES

- (A)** Actuators with appliance cables are numbered.
- 1** Provide overload protection and disconnect as required.
- 2** Actuators may be connected in parallel. Power consumption and input impedance must be observed.
- ◆ Meets cULus requirements without the need of an electrical ground connection.
- ⚠ Warning! Live electrical components!**
During installation, testing, servicing and troubleshooting of this product, it may be necessary to work with live electrical components. Have a qualified licensed electrician or other individual who has been properly trained in handling live electrical components perform these tasks. Failure to follow all electrical safety precautions when exposed to live electrical components could result in death or serious injury.

Wiring diagrams

On/Off

