

Potable water valve, 2-way, Flange

- For potable water applications
- NSF/ANSI 372 - Lead Free
- NSF/ANSI 61 – CLD 23 – Water Quality
- CRN: OC/2102CL
- MSS SP67-2002a



2-year warranty



Technical data

Functional data	Valve size [mm]	4" [100]
	Fluid	Potable water
	Fluid Temp Range (water)	-30...120°C [-22...250°F]
	Body Pressure Rating	ANSI Class Consistent with 125, 200 psi CWP
	Close-off pressure Δps	150 psi
	Flow characteristic	modified equal percentage
	Leakage rate	0%
	Pipe connection	Flange for use with ASME/ANSI class 125/150
	Installation orientation	upright to horizontal (in relation to the stem)
	Servicing	maintenance-free
	Rangeability Sv	30:1 (for 30...70° range)
	Flow Pattern	2-way
	Controllable flow range	90° rotation
	Cv	600
	Maximum Velocity	12 FPS
Materials	Lug threads	5/8-11 UNC
	Valve body	Ductile cast iron ASTM A536
	Body finish	Epoxy powder coating (black RAL 9005)
	Stem	416 stainless steel
	Stem seal	Buna-N
	Seat	EPDM
	Bearing	RPTFE
Suitable actuators	Disc	Aluminum Bronze
	Non Fail-Safe	DRB(X) DRCB(X) N4
	Electrical fail-safe	DKRB(X)

Safety notes



- The valve has to be exercised at least once a week, so that the quality of potable water as well as the functionality are not affected.

Product features

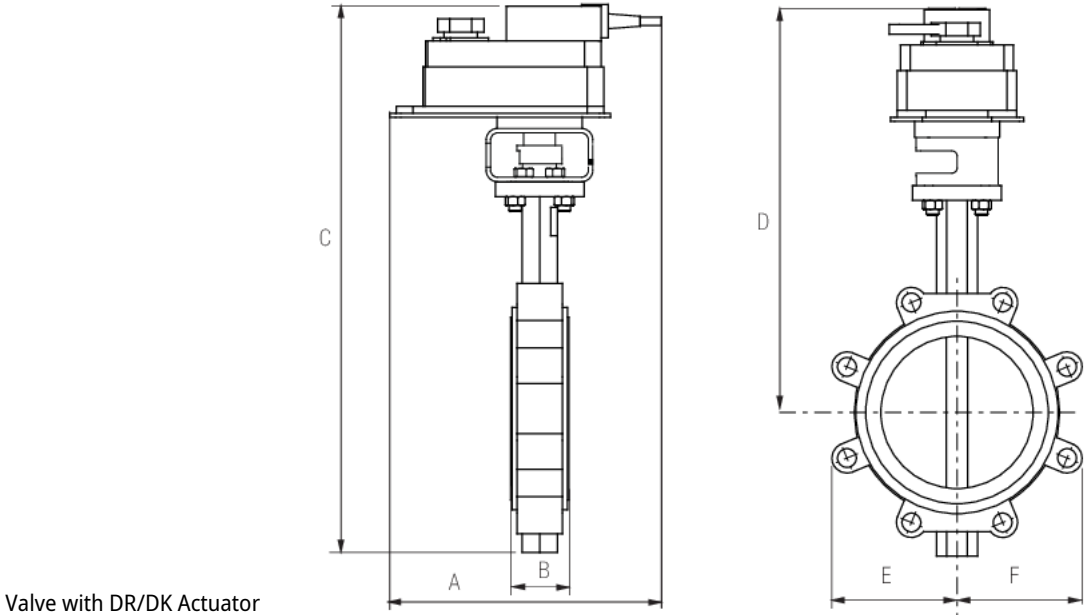
Flow/Mounting details



Operating mode The valve is adjusted by a rotary actuator. The rotary actuator is connected by an on/off signal. Open the ball valve counterclockwise and close it clockwise.

Dimensions

DN	Weight
100	11 lb [5.0 kg]

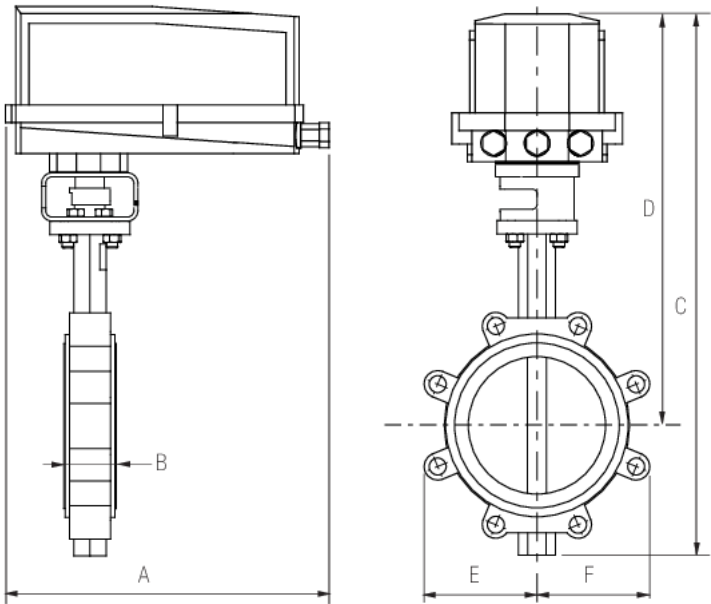


Valve with DR/DK Actuator

A	B	C	D	E	F	Number of Bolt Holes
11.3" [286]	2.1" [54]	21.0" [533]	17.0" [431]	4.3" [110]	4.3" [110]	8

Dimensions

Valve with DR N4/DK N4 Actuator




A	B	C	D	E	F	Number of Bolt Holes
14.1" [358]	2.1" [54]	23.0" [584]	19.0" [483]	4.3" [110]	4.3" [110]	8

On/Off, Floating point, Electronic fail-safe, 24 V



5-year warranty



Technical data








Electrical data	Nominal voltage	AC 24 V
	Nominal voltage frequency	50/60 Hz
	Nominal voltage range	AC 19.2...28.8 V
	Power consumption in operation	12 W
	Power consumption in rest position	3 W
	Transformer sizing	21 VA
	Electrical Connection	Terminal blocks
	Overload Protection	electronic throughout 0...90° rotation
Functional data	Direction of motion motor	selectable with switch 0/1
	Manual override	under cover
	Running Time (Motor)	150 s / 90°
	Running time motor variable	90 or 150 s
	Running time fail-safe	<35 s
	Noise level, motor	45 dB(A)
	Noise level, fail-safe	60 dB(A)
	Position indication	Mechanical, 5...20 mm stroke
Safety data	Power source UL	Class 2 Supply
	Degree of protection IEC/EN	IP66/67
	Degree of protection NEMA/UL	NEMA 4X
	Housing	UL Enclosure Type 4X
	Quality Standard	ISO 9001
	Ambient humidity	Max. 100% RH
	Ambient temperature	-22...122°F [-30...50°C]
	Ambient temperature note	-40...50°C [104...122°F] for actuator with integrated heating
	Storage temperature	-40...176°F [-40...80°C]
	Servicing	maintenance-free
Weight	Weight	11 lb [4.8 kg]
Materials	Housing material	Die cast aluminium and plastic casing

Accessories

Factory add-on option only	Description	Type
	Heater, with adjustable thermostat	ACT_PACK_H

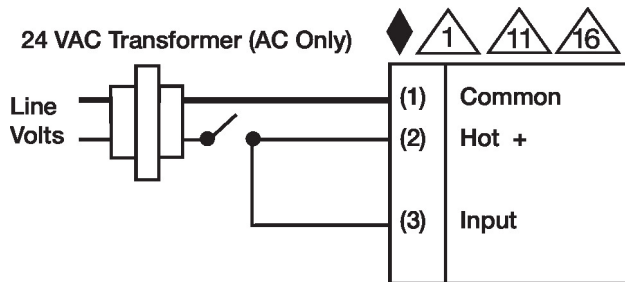
Electrical installation

✂ INSTALLATION NOTES

-  Provide overload protection and disconnect as required.
-  For triac sink the Common connection from the actuator must be connected to the Hot connection of the controller. Position feedback cannot be used with a triac sink controller; the actuator internal common reference is not compatible.
-  Actuators may be connected in parallel if not mechanically linked. Power consumption and input impedance must be observed.
-  IN4004 or IN4007 diode. (IN4007 supplied, Belimo part number 40155).
-  Actuators are provided with a numbered screw terminal strip instead of a cable.
-  Meets cULus requirements without the need of an electrical ground connection.
-  **Warning! Live electrical components!**
During installation, testing, servicing and troubleshooting of this product, it may be necessary to work with live electrical components. Have a qualified licensed electrician or other individual who has been properly trained in handling live electrical components perform these tasks. Failure to follow all electrical safety precautions when exposed to live electrical components could result in death or serious injury.

Wiring diagrams

On/Off



Floating Point

