

Potable water valve, 2-way, Flange

- For potable water applications
- NSF/ANSI 372 - Lead Free
- NSF/ANSI 61 – CLD 23 – Water Quality
- CRN: OC/2102CL
- MSS SP67-2002a



2-year warranty



Technical data

Functional data	Valve size [mm]	4" [100]
	Fluid	Potable water
	Fluid Temp Range (water)	-30...120°C [-22...250°F]
	Body Pressure Rating	ANSI Class Consistent with 125, 200 psi CWP
	Close-off pressure Δps	150 psi
	Flow characteristic	modified equal percentage
	Leakage rate	0%
	Pipe connection	Flange for use with ASME/ANSI class 125/150
	Installation orientation	upright to horizontal (in relation to the stem)
	Servicing	maintenance-free
	Rangeability Sv	30:1 (for 30...70° range)
	Flow Pattern	2-way
	Controllable flow range	90° rotation
	Cv	600
	Maximum Velocity	12 FPS
	Lug threads	5/8-11 UNC
Materials	Valve body	Ductile cast iron ASTM A536
	Body finish	Epoxy powder coating (black RAL 9005)
	Stem	416 stainless steel
	Stem seal	Buna-N
	Seat	EPDM
	Bearing	RPTFE
	Disc	Aluminum Bronze
Suitable actuators	Non Fail-Safe	DRB(X) DRCB(X) N4
	Electrical fail-safe	DKRB(X)

Safety notes



- The valve has to be exercised at least once a week, so that the quality of potable water as well as the functionality are not affected.

Product features

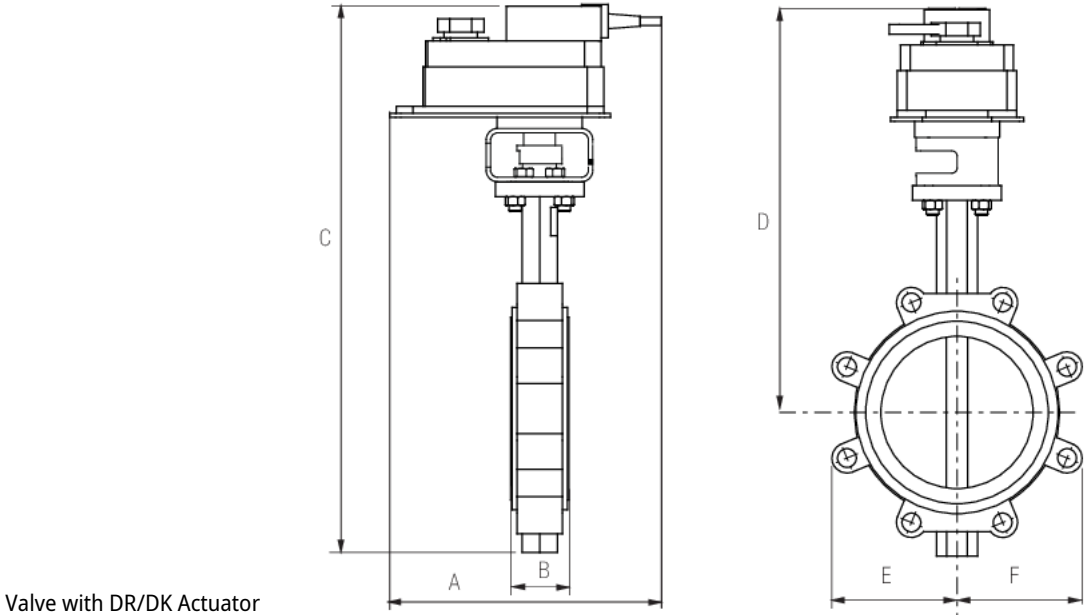
Flow/Mounting details



Operating mode The valve is adjusted by a rotary actuator. The rotary actuator is connected by an on/off signal. Open the ball valve counterclockwise and close it clockwise.

Dimensions

DN	Weight
100	11 lb [5.0 kg]

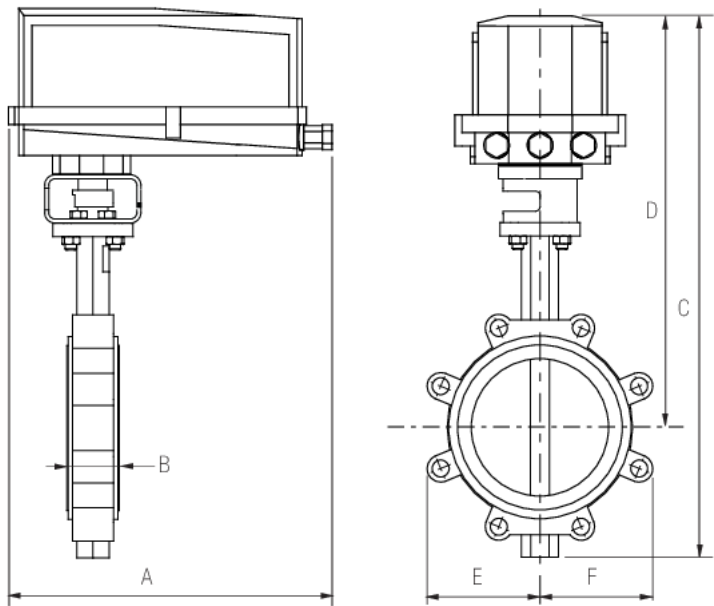


Valve with DR/DK Actuator

A	B	C	D	E	F	Number of Bolt Holes
11.3" [286]	2.1" [54]	21.0" [533]	17.0" [431]	4.3" [110]	4.3" [110]	8

Dimensions

Valve with DR N4/DK N4 Actuator



A	B	C	D	E	F	Number of Bolt Holes
14.1" [358]	2.1" [54]	23.0" [584]	19.0" [483]	4.3" [110]	4.3" [110]	8

MFT/programmable, Electronic fail-safe, 24 V



5-year warranty



Technical data

Electrical data	Nominal voltage	AC/DC 24 V
	Nominal voltage frequency	50/60 Hz
	Nominal voltage range	AC 19.2...28.8 V / DC 21.6...28.8 V
	Power consumption in operation	12 W
	Power consumption in rest position	3 W
	Transformer sizing	21 VA
	Electrical Connection	Terminal blocks
	Overload Protection	electronic throughout 0...90° rotation
Functional data	Operating range Y	2...10 V
	Operating range Y note	4...20 mA w/ ZG-R01 (500 Ω, 1/4 W resistor)
	Input impedance	100 kΩ for 2...10 V (0.1 mA), 500 Ω for 4...20 mA, 1500 Ω for On/Off
	Operating range Y variable	Start point 0.5...30 V End point 2.5...32 V
	Operating modes optional	variable (VDC, PWM, on/off, floating point)
	Position feedback U	2...10 V
	Position feedback U note	Max. 0.5 mA
	Position feedback U variable	VDC variable
	Direction of motion motor	selectable with switch 0/1
	Direction of motion fail-safe	reversible with switch
	Manual override	external push button
	Running Time (Motor)	150 s / 90°
	Running time motor variable	90...150 s
	Running time fail-safe	<35 s
	Noise level, motor	45 dB(A)
	Noise level, fail-safe	50 dB(A)
	Position indication	Mechanical, pluggable
Safety data	Power source UL	Class 2 Supply
	Degree of protection IEC/EN	IP54
	Degree of protection NEMA/UL	NEMA 2
	Enclosure	UL Enclosure Type 2
	Quality Standard	ISO 9001

Technical data










Safety data	UL 2043 Compliant	Suitable for use in air plenums per Section 300.22(C) of the NEC and Section 602 of the IMC
	Ambient humidity	Max. 95% RH, non-condensing
	Ambient temperature	-22...122°F [-30...50°C]
	Storage temperature	-40...176°F [-40...80°C]
	Servicing	maintenance-free
Weight	Weight	8.3 lb [3.8 kg]
Materials	Housing material	Die cast aluminium and plastic casing

Accessories

Gateways	Description	Type
	Gateway MP to BACnet MS/TP	UK24BAC
	Gateway MP to Modbus RTU	UK24MOD
	Gateway MP to LonWorks	UK24LON
Electrical accessories	Description	Type
	Service tool, with ZIP-USB function, for programmable and communicative Belimo actuators, VAV controller and HVAC performance devices	ZTH US
Mechanical accessories	Description	Type
	Terminal-strip cover for NEMA 2 rating (-T models).	ZS-T
Tools	Description	Type
	Connecting cable 10 ft [3 m], A: RJ11 6/4 ZTH EU, B: 3-pin Weidmüller and supply connection	ZK4-GEN
	Service tool, with ZIP-USB function, for programmable and communicative Belimo actuators, VAV controller and HVAC performance devices	ZTH US

Electrical installation

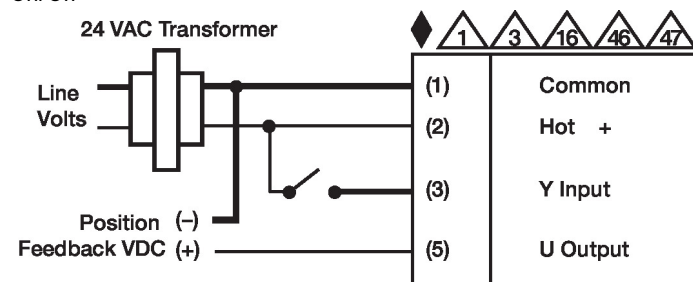

INSTALLATION NOTES

-  Provide overload protection and disconnect as required.
-  Actuators may also be powered by DC 24 V.
-  Only connect common to negative (-) leg of control circuits.
-  A 500 Ω resistor (ZG-R01) converts the 4...20 mA control signal to 2...10 V.
-  For triac sink the Common connection from the actuator must be connected to the Hot connection of the controller. Position feedback cannot be used with a triac sink controller; the actuator internal common reference is not compatible.
-  IN4004 or IN4007 diode. (IN4007 supplied, Belimo part number 40155).
-  Actuators are provided with a numbered screw terminal strip instead of a cable.
-  Meets cULus requirements without the need of an electrical ground connection.
-  **Warning! Live electrical components!**
During installation, testing, servicing and troubleshooting of this product, it may be necessary to work with live electrical components. Have a qualified licensed electrician or other individual who has been properly trained in handling live electrical components perform these tasks. Failure to follow all electrical safety precautions when exposed to live electrical components could result in death or serious injury.

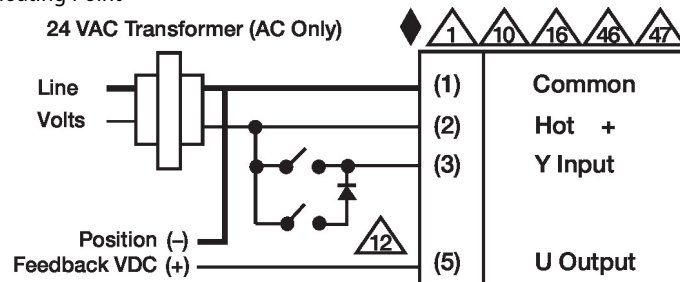
Electrical installation

Wiring diagrams

On/Off



Floating Point



VDC/mA Control

