

# Potable water valve, 2-way, Flange

- For potable water applications
- NSF/ANSI 372 - Lead Free
- NSF/ANSI 61 – CLD 23 – Water Quality
- CRN: OC/2102CL
- MSS SP67-2002a



2-year warranty



## Technical data

Functional data	Valve size [mm]	8" [200]
	Fluid	Potable water
	Fluid Temp Range (water)	-30...120°C [-22...250°F]
	Body Pressure Rating	ANSI Class Consistent with 125, 200 psi CWP
	Close-off pressure Δps	150 psi
	Flow characteristic	modified equal percentage
	Leakage rate	0%
	Pipe connection	Flange for use with ASME/ANSI class 125/150
	Installation orientation	upright to horizontal (in relation to the stem)
	Servicing	maintenance-free
	Rangeability Sv	30:1 (for 30...70° range)
	Flow Pattern	2-way
	Controllable flow range	90° rotation
	Cv	3136
	Maximum Velocity	12 FPS
	Lug threads	3/4-10 UNC
Materials	Valve body	Ductile cast iron ASTM A536
	Body finish	Epoxy powder coating (black RAL 9005)
	Stem	416 stainless steel
	Stem seal	Buna-N
	Seat	EPDM
	Bearing	RPTFE
	Disc	Aluminum Bronze
Suitable actuators	Non Fail-Safe	PRB(X)
	Electrical fail-safe	PKRB(X)

## Safety notes



- The valve has to be exercised at least once a week, so that the quality of potable water as well as the functionality are not affected.

Product features

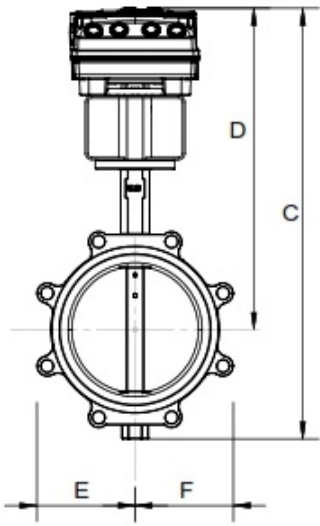
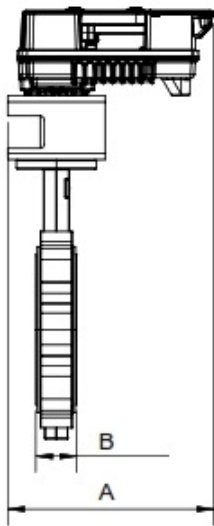
Flow/Mounting details



**Operating mode** The valve is adjusted by a rotary actuator. The rotary actuator is connected by an on/off signal. Open the ball valve counterclockwise and close it clockwise.

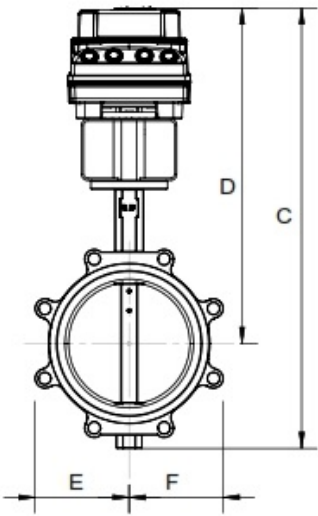
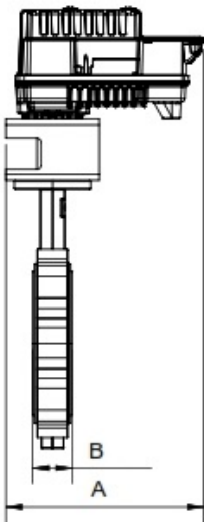
Dimensions

DN	Weight
200	26 lb [12 kg]




A	B	C	D	E	F	Number of Bolt Holes
12.7" [323]	2.5" [63]	26.5" [673]	19.8" [502]	6.1" [156]	6.1" [156]	8

Dimensions



A	B	C	D	E	F	Number of Bolt Holes
12.7" [323]	2.5" [63]	28.3" [718]	21.5" [546]	6.1" [156]	6.1" [156]	8

On/Off, Floating point, Non fail-safe, 24...240 V



5-year warranty



## Technical data

<b>Electrical data</b>	Nominal voltage	AC 24...240 V / DC 24...125 V
	Nominal voltage frequency	50/60 Hz
	Nominal voltage range	AC 19.2...264 V / DC 19.2...137.5 V
	Power consumption in operation	23 W
	Power consumption in rest position	7.5 W
	Transformer sizing	with 24 V 23 VA / with 240 V 55 VA
	Auxiliary switch	2x SPDT, 1 mA...3 A (0.5 A inductive), DC 5 V...AC 250 V (II, reinforced insulation), 1x 10° / 1x 0...90° (default setting 85°)
	Switching capacity auxiliary switch	1 mA...3 A (0.5 A inductive), DC 5 V...AC 250 V (II, reinforced insulation)
	Electrical Connection	Terminal blocks, (PE) Ground-Screw
	Overload Protection	electronic throughout 0...90° rotation
<b>Functional data</b>	Direction of motion motor	reversible with app
	Manual override	7 mm hex crank, supplied
	Angle of rotation	90°
	Running Time (Motor)	35 s / 90°
	Noise level, motor	68 dB(A)
	Position indication	integral pointer
<b>Safety data</b>	Power source UL	Class 2 Supply
	Degree of protection IEC/EN	IP66/67
	Degree of protection NEMA/UL	NEMA 4X
	Housing	UL Enclosure Type 4X
	Agency Listing	cULus acc. to UL60730-1A/-2-14, CAN/CSA E60730-1:02, CE acc. to 2014/30/EU and 2014/35/EU
	Quality Standard	ISO 9001
	Ambient humidity	Max. 100% RH
	Ambient temperature	-22...122°F [-30...50°C]
	Servicing	maintenance-free
<b>Weight</b>	Weight	6.8 lb [3.1 kg]
<b>Materials</b>	Housing material	Die cast aluminium and plastic casing

## Safety notes



- For maintenance work, the correct valve position must be set via the control signal. Additionally, the actuator must be disconnected from the power source. The hand crank and manual override shall not be used as a safety measure to maintain the valve position.

## Product features

- Application** PR Series valve actuators are designed with an integrated linkage and visual position indicators. For outdoor applications, the installed valve must be mounted with the actuator at or above horizontal. For indoor applications the actuator can be in any location including directly under the valve.
- Operation** The PR series actuator provides 90° of rotation and a visual indicator shows the position of the valve. The PR Series actuator uses a low power consumption brushless DC motor and is electronically protected against overload. A universal power supply is furnished to connect supply voltage in the range of AC 24...240 V and DC 24...125 V. Included is a smart heater with thermostat to eliminate condensation. Two auxiliary switches are provided; one set at 10° open and the other is field adjustable. Running time is field adjustable from 30...120 seconds by using the Near Field Communication (NFC) app and a smart phone.
- †Use 60°C/75°C copper wire size range 12...28 AWG, stranded or solid. Use flexible metal conduit. Push the listed conduit fitting device over the actuator's cable to butt against the enclosure. Screw in conduit connector. Jacket the actuators input wiring with listed flexible conduit. Properly terminate the conduit in a suitable junction box. Rated impulse Voltage 4000 V. Type of action 1. Control pollution degree 3.

## Accessories

Mechanical accessories	Description	Type
	Hand crank for PR, PKR, PM	ZG-HND PR

## Electrical installation



Meets cULus requirements without the need of an electrical ground connection.



Universal Power Supply (UP) models can be supplied with AC 24...240 V, or DC 24...125 V.



Disconnect power.



Provide overload protection and disconnect as required.



Two built-in auxiliary switches (2x SPDT), for end position indication, interlock control, fan startup, etc.

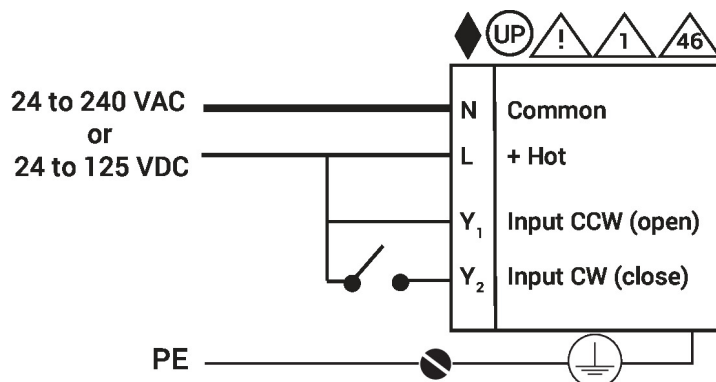
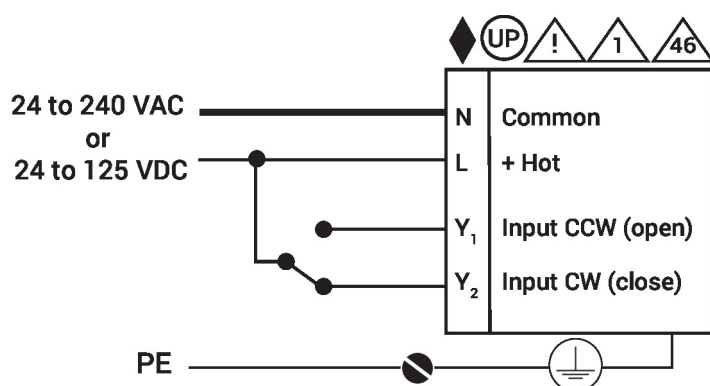
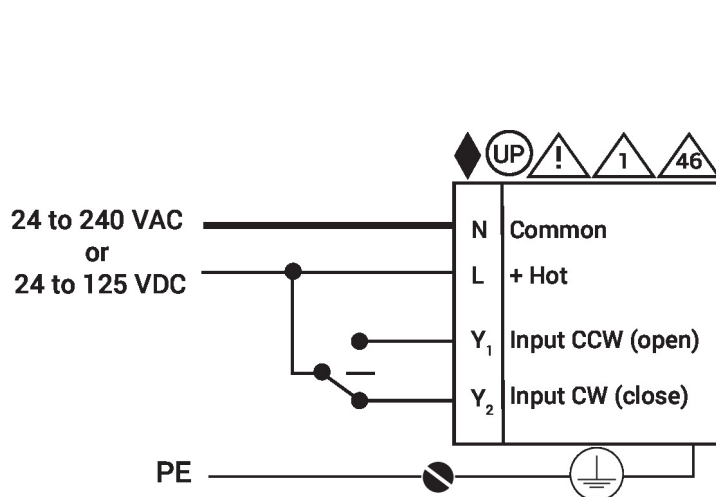
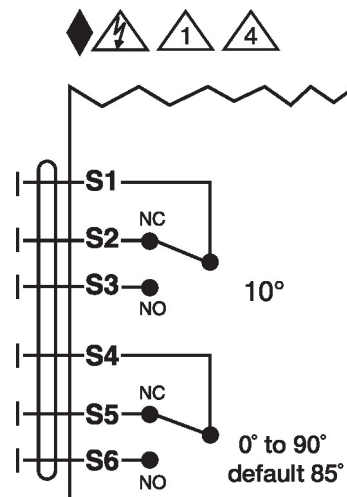


Actuators may be controlled in parallel. Current draw and input impedance must be observed.



### Warning! Live electrical components!

During installation, testing, servicing and troubleshooting of this product, it may be necessary to work with live electrical components. Have a qualified licensed electrician or other individual who has been properly trained in handling live electrical components perform these tasks. Failure to follow all electrical safety precautions when exposed to live electrical components could result in death or serious injury.

**Electrical installation**
**Wiring diagrams**
**On/Off**

**On/Off**

**Floating Point**

**Auxiliary Switches**


## Dimensions

