


Butterfly Valve with ANSI Class 300 Lug types

- Disc 316 stainless steel
- Bubble tight shut-off
- Teflon seat
- Valve face-to-face dimensions comply with API 609 & MSS-SP-67
- For use with dead-end service
- Completely assembled and tested, ready for installation
- The SHP series are Flowseal® valves manufactured by the Crane Company.



5-year warranty

Picture may differ from product

Type overview

| Type | DN |
|-------------|----|
| F780-300SHP | 80 |

Technical data

| | | |
|--------------------|--------------------------|--|
| Functional data | Valve size [mm] | 3" [80] |
| | Fluid | chilled or hot water, up to 60% glycol |
| | Fluid Temp Range (water) | -22...400°F [-30...204°C] |
| | Body Pressure Rating | ANSI Class 300 |
| | Close-off pressure Δps | 285 psi |
| | Flow characteristic | modified linear, unidirectional |
| | Leakage rate | 0% |
| | Pipe connection | Flange for use with ASME/ANSI class 300 |
| | Servicing | maintenance-free |
| | Flow Pattern | 3-way Mixing/Diverting |
| | Controllable flow range | quarter turn, mechanically limited |
| | Cv | 228 |
| | Maximum Velocity | 32 FPS |
| | Lug threads | 3/4-10 UNC |
| Materials | Valve body | Carbon steel full lug (ASME B16.34) |
| | Stem | 17-4 PH stainless steel |
| | Seat | RPTFE |
| | Bearing | glass backed PTFE |
| | Disc | 316 stainless steel |
| Suitable actuators | Non Fail-Safe | 2*GMB(X) PRB(X) |
| | Electronic fail-safe | 2*GKB(X) PKRB(X) |

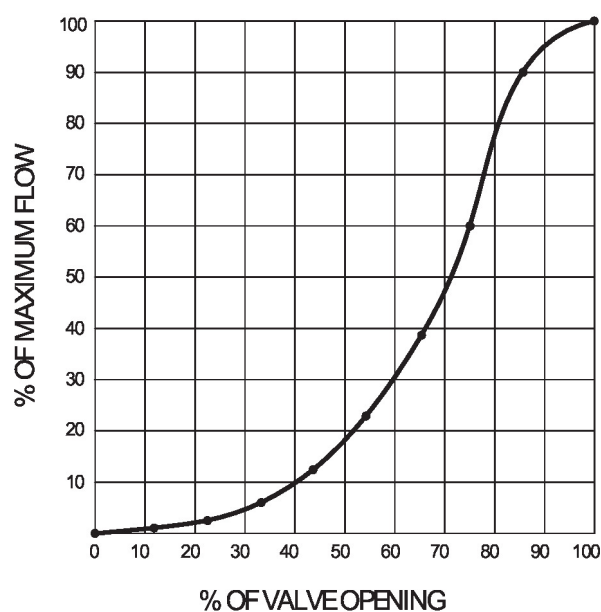
Safety notes



- WARNING: This product can expose you to lead which is known to the State of California to cause cancer and reproductive harm. For more information go to www.p65warnings.ca.gov

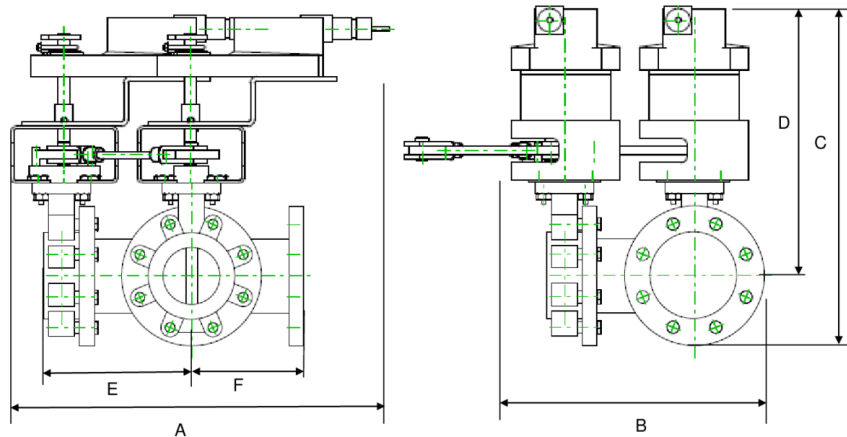
Product features

Flow/Mounting details

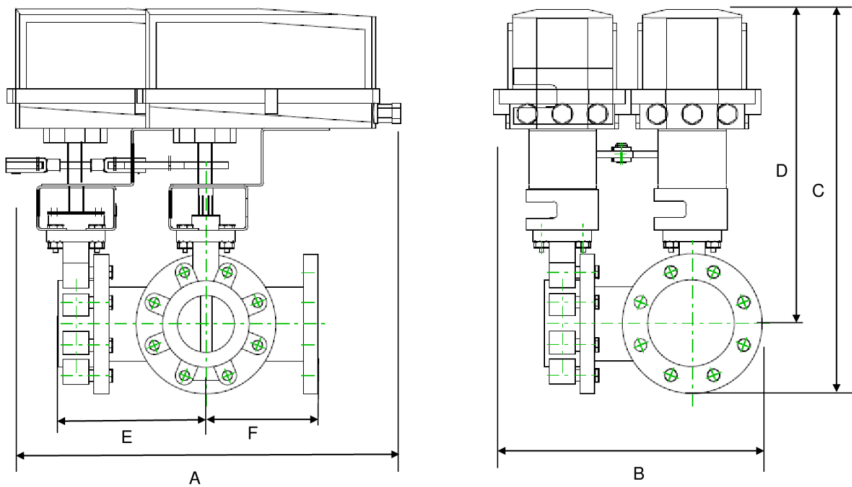


Dimensions

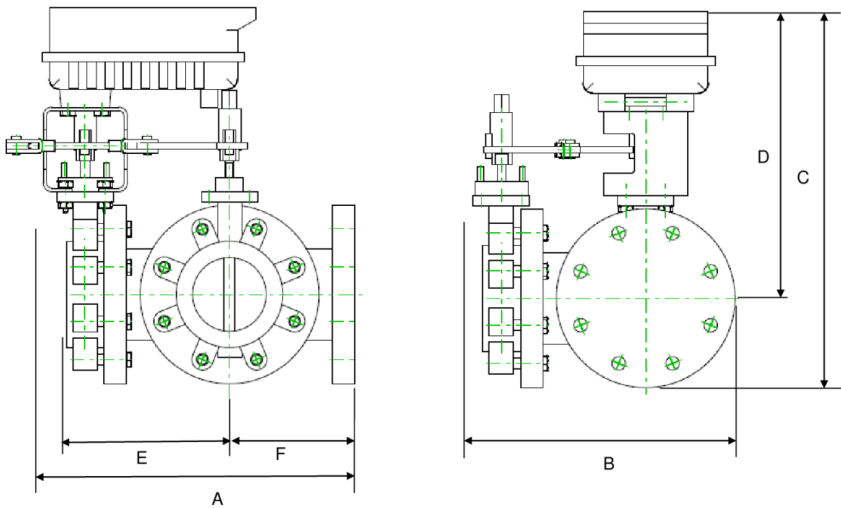
| Type | DN | Weight |
|-------------|----|---------------|
| F780-300SHP | 80 | 62 lb [28 kg] |



| A | B | C | D | E | F | Number of Bolt Holes |
|-------------|-------------|-------------|-------------|------------|------------|----------------------|
| 16.0" [406] | 11.7" [298] | 16.3" [415] | 12.5" [318] | 7.9" [201] | 6.0" [152] | 8 |

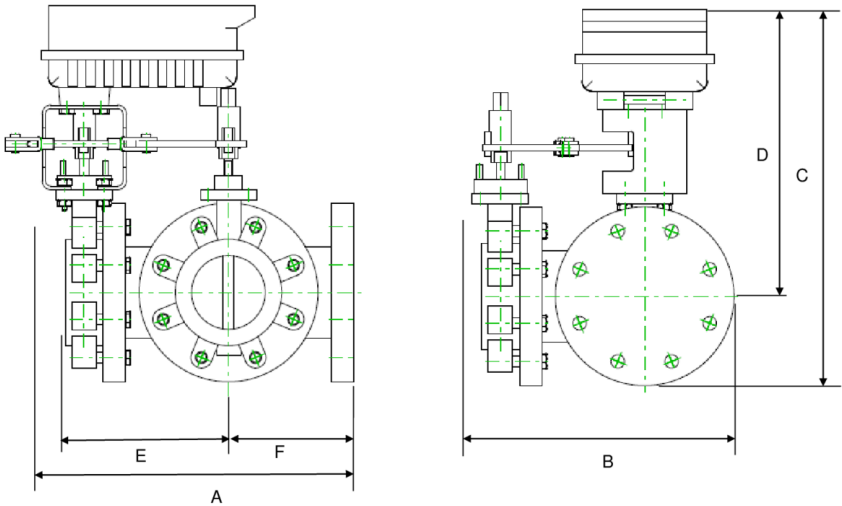


| A | B | C | D | E | F | Number of Bolt Holes |
|-------------|-------------|-------------|-------------|------------|------------|----------------------|
| 21.5" [547] | 11.7" [298] | 18.3" [464] | 14.5" [368] | 7.9" [201] | 6.0" [152] | 8 |



| A | B | C | D | E | F | Number of Bolt Holes |
|-------------|-------------|-------------|-------------|------------|------------|----------------------|
| 16.8" [426] | 11.7" [298] | 16.3" [415] | 12.5" [318] | 7.9" [201] | 6.0" [152] | 8 |

Dimensions




| A | B | C | D | E | F | Number of Bolt Holes |
|-------------|-------------|-------------|-------------|------------|------------|----------------------|
| 16.8" [426] | 11.7" [298] | 21.3" [540] | 17.5" [445] | 7.9" [201] | 6.0" [152] | 8 |

On/Off, Floating point, Non fail-safe, 24...240 V



5-year warranty



Technical data

| | | |
|------------------------|-------------------------------------|---|
| Electrical data | Nominal voltage | AC 24...240 V / DC 24...125 V |
| | Nominal voltage frequency | 50/60 Hz |
| | Nominal voltage range | AC 19.2...264 V / DC 19.2...137.5 V |
| | Power consumption in operation | 23 W |
| | Power consumption in rest position | 7.5 W |
| | Transformer sizing | with 24 V 23 VA / with 240 V 55 VA |
| | Auxiliary switch | 2x SPDT, 1 mA...3 A (0.5 A inductive), DC 5 V...AC 250 V (II, reinforced insulation), 1x 10° / 1x 0...90° (default setting 85°) |
| | Switching capacity auxiliary switch | 1 mA...3 A (0.5 A inductive), DC 5 V...AC 250 V (II, reinforced insulation) |
| | Electrical Connection | Terminal blocks, (PE) Ground-Screw |
| | Overload Protection | electronic throughout 0...90° rotation |
| Functional data | Direction of motion motor | reversible with app |
| | Manual override | 7 mm hex crank, supplied |
| | Angle of rotation | 90° |
| | Running Time (Motor) | 35 s / 90° |
| | Noise level, motor | 68 dB(A) |
| | Position indication | integral pointer |
| Safety data | Power source UL | Class 2 Supply |
| | Degree of protection IEC/EN | IP66/67 |
| | Degree of protection NEMA/UL | NEMA 4X |
| | Housing | UL Enclosure Type 4X |
| | Agency Listing | cULus acc. to UL60730-1A/-2-14, CAN/CSA E60730-1:02, CE acc. to 2014/30/EU and 2014/35/EU |
| | Quality Standard | ISO 9001 |
| | Ambient humidity | Max. 100% RH |
| | Ambient temperature | -22...122°F [-30...50°C] |
| | Servicing | maintenance-free |
| | | |
| Weight | Weight | 6.8 lb [3.1 kg] |
| Materials | Housing material | Die cast aluminium and plastic casing |

Safety notes



- For maintenance work, the correct valve position must be set via the control signal. Additionally, the actuator must be disconnected from the power source. The hand crank and manual override shall not be used as a safety measure to maintain the valve position.

Product features

- Application** PR Series valve actuators are designed with an integrated linkage and visual position indicators. For outdoor applications, the installed valve must be mounted with the actuator at or above horizontal. For indoor applications the actuator can be in any location including directly under the valve.
- Operation** The PR series actuator provides 90° of rotation and a visual indicator shows the position of the valve. The PR Series actuator uses a low power consumption brushless DC motor and is electronically protected against overload. A universal power supply is furnished to connect supply voltage in the range of AC 24...240 V and DC 24...125 V. Included is a smart heater with thermostat to eliminate condensation. Two auxiliary switches are provided; one set at 10° open and the other is field adjustable. Running time is field adjustable from 30...120 seconds by using the Near Field Communication (NFC) app and a smart phone.
- †Use 60°C/75°C copper wire size range 12...28 AWG, stranded or solid. Use flexible metal conduit. Push the listed conduit fitting device over the actuator's cable to butt against the enclosure. Screw in conduit connector. Jacket the actuators input wiring with listed flexible conduit. Properly terminate the conduit in a suitable junction box. Rated impulse Voltage 4000 V. Type of action 1. Control pollution degree 3.

Accessories

| Mechanical accessories | Description | Type |
|------------------------|----------------------------|-----------|
| | Hand crank for PR, PKR, PM | ZG-HND PR |

Electrical installation



Meets cULus requirements without the need of an electrical ground connection.



Universal Power Supply (UP) models can be supplied with AC 24...240 V, or DC 24...125 V.



Disconnect power.



Provide overload protection and disconnect as required.



Two built-in auxiliary switches (2x SPDT), for end position indication, interlock control, fan startup, etc.

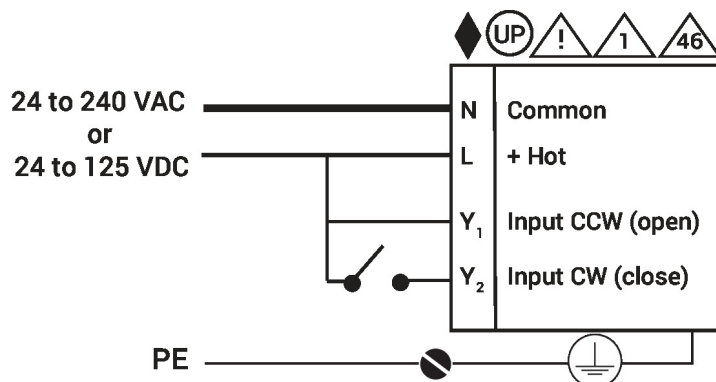
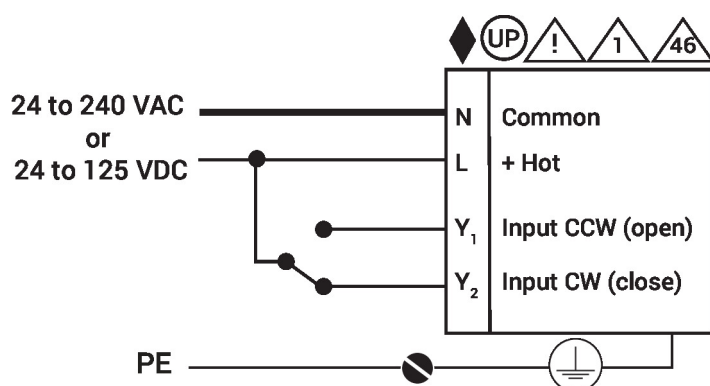
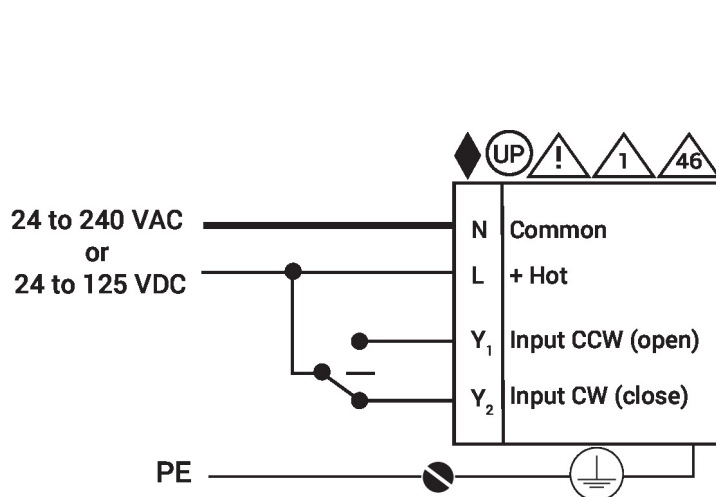
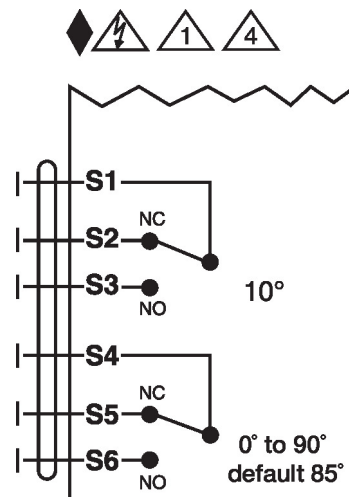


Actuators may be controlled in parallel. Current draw and input impedance must be observed.



Warning! Live electrical components!

During installation, testing, servicing and troubleshooting of this product, it may be necessary to work with live electrical components. Have a qualified licensed electrician or other individual who has been properly trained in handling live electrical components perform these tasks. Failure to follow all electrical safety precautions when exposed to live electrical components could result in death or serious injury.

Electrical installation
Wiring diagrams
On/Off

On/Off

Floating Point

Auxiliary Switches


Dimensions

