

# NPT-Threaded Globe Valves

- chilled or hot water, up to 60% glycol, steam
- ANSI Class 250, up to 400 psi below 150°F
- repack kits available
- ANSI Class VI



5-year warranty

## Type overview

| Type    | DN |
|---------|----|
| G215S-C | 15 |

## Technical data

|                    |                                       |   |
|--------------------|---------------------------------------|---|
| Functional data    | Valve size [mm]                       | 0.5" [15]                                     |
|                    | Fluid                                 | chilled or hot water, up to 60% glycol, steam |
|                    | Fluid Temp Range (water)              | 20...338°F [-7...170°C]                       |
|                    | Fluid Temp Range (steam)              | 32...338°F [0...170°C]                        |
|                    | Body Pressure Rating                  | ANSI Class 250, up to 400 psi below 150°F     |
|                    | Flow characteristic                   | modified equal percentage                     |
|                    | Leakage rate                          | ANSI Class VI                                 |
|                    | Pipe connection                       | Internal thread<br>NPT (female)               |
|                    | Servicing                             | repack kits available                         |
|                    | Rangeability Sv                       | 100:1   |
|                    | Maximum differential pressure (water) | 50 psi [345 kPa]                              |
|                    | Max Differential Pressure (Steam)     | 50 psi [345 kPa]                              |
|                    | Flow Pattern                          | 2-way   |
|                    | Controllable flow range               | stem up - open A – AB                         |
|                    | Cv                                    | 0.4   |
|                    | Maximum Inlet Pressure (Steam)        | 100 psi [690 kPa]                             |
| Materials          | Valve body                            | Bronze  |
|                    | Valve plug                            | Stainless steel AISI 316                      |
|                    | Stem                                  | 316 stainless steel                           |
|                    | Stem seal                             | EPDM O-ring                                   |
|                    | Seat                                  | Stainless steel AISI 316                      |
| Suitable actuators | Non Fail-Safe                         | LVB(X)  |
|                    | Spring                                | LF  |
|                    | Electrical fail-safe                  | LVKB(X)                                       |

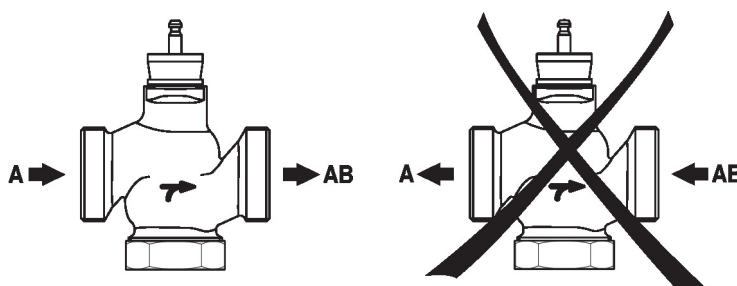
## Safety notes



- **WARNING:** This product can expose you to lead which is known to the State of California to cause cancer and reproductive harm. For more information go to [www.p65warnings.ca.gov](http://www.p65warnings.ca.gov)
- The valve has been designed for use in stationary heating, ventilation and air-conditioning systems and must not be used outside the specified field of application, especially in aircraft or in any other airborne means of transport.
- Only authorized specialists may carry out installation. All applicable legal or institutional installation regulations must be complied with during installation.
- The valve does not contain any parts that can be replaced or repaired by the user.
- When determining the flow rate characteristic of controlled devices, the recognised directives must be observed.

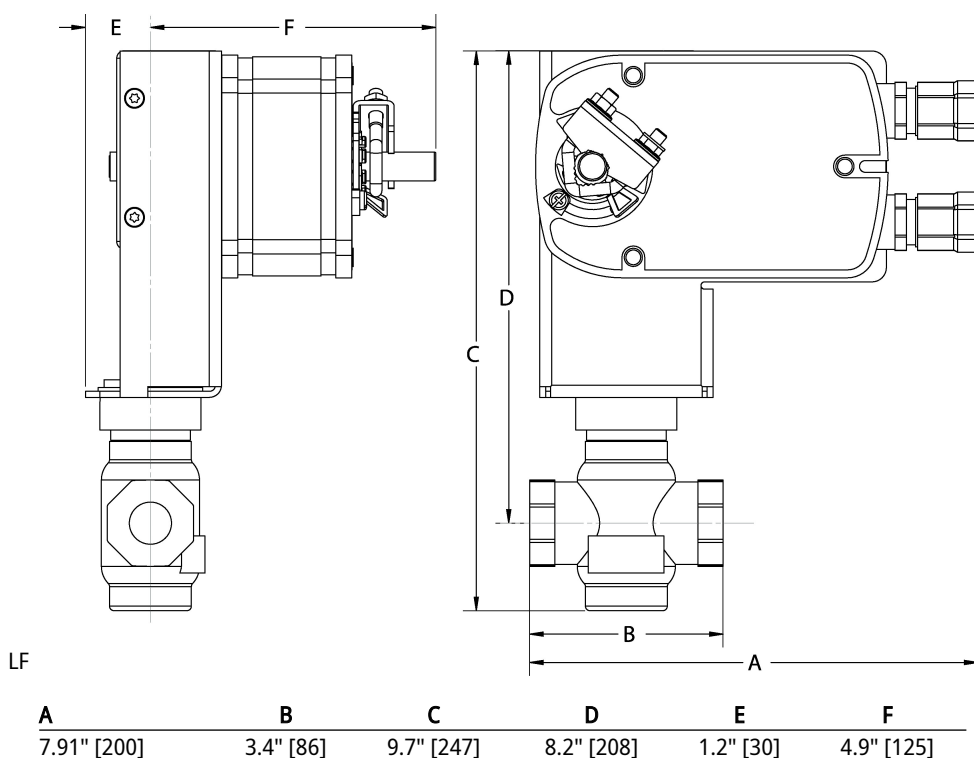
## Installation notes

**Flow direction** The direction of flow, specified by an arrow on the housing, is to be complied with, since otherwise the valve could become damaged.

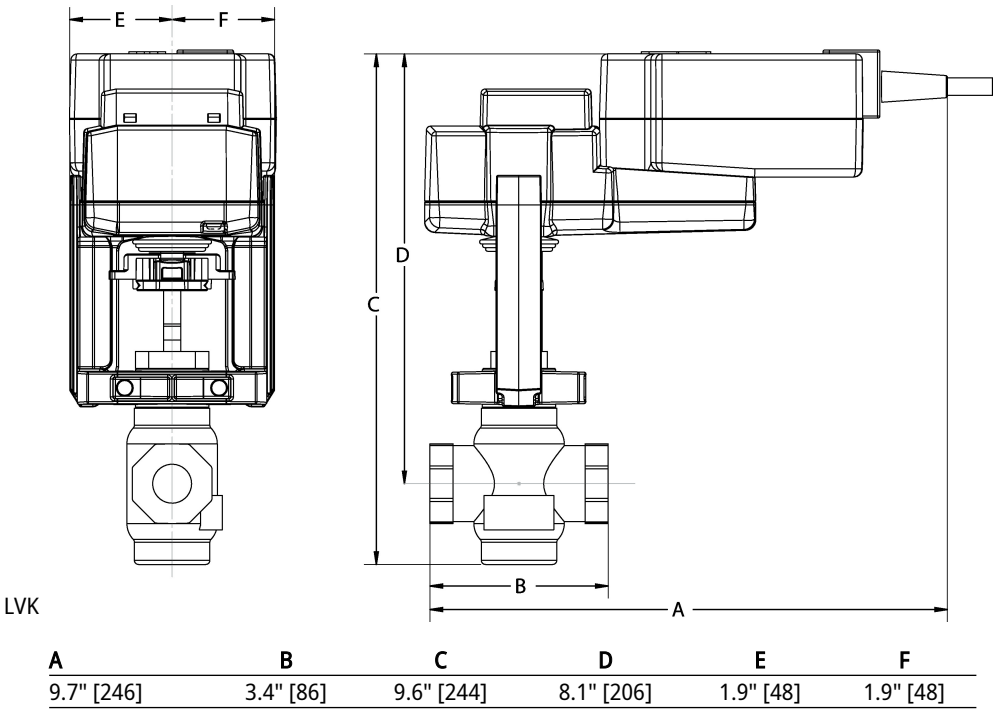
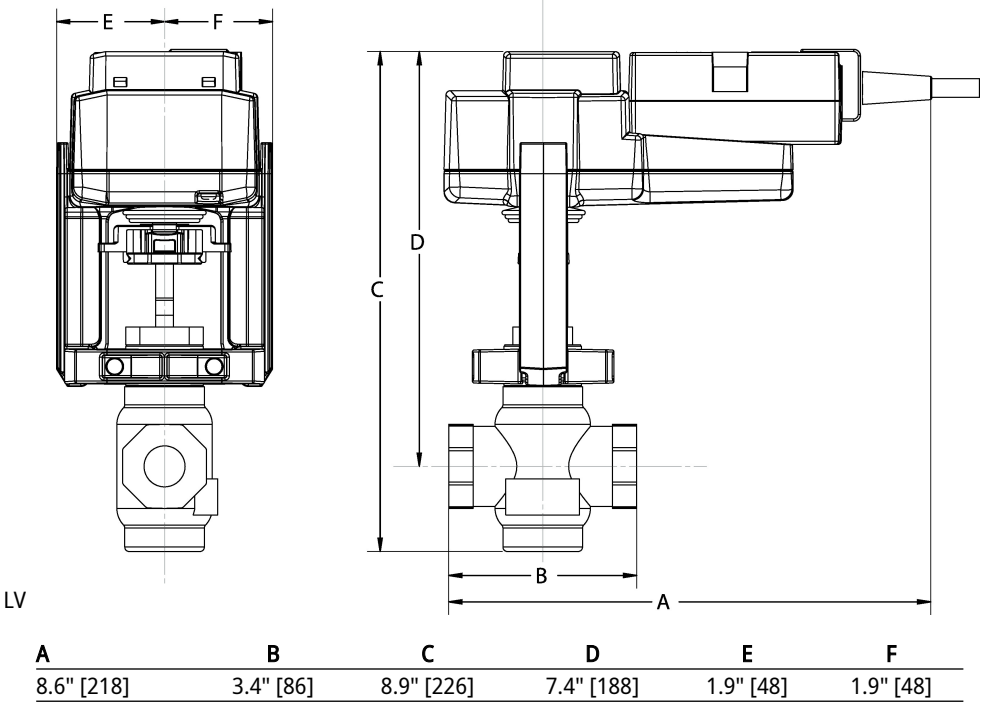


## Dimensions

| Type    | DN | Weight           |
|---------|----|------------------|
| G215S-C | 15 | 2.1 lb [0.97 kg] |



Dimensions



On/Off, Spring return, 120 V



5-year warranty



## Technical data

|                 |                                    |   |
|-----------------|------------------------------------|---|
| Electrical data | Nominal voltage                    | AC 120 V  |
|                 | Nominal voltage frequency          | 50/60 Hz  |
|                 | Nominal voltage range              | AC 96...132 V   |
|                 | Power consumption in operation     | 5.5 W   |
|                 | Power consumption in rest position | 3.5 W   |
|                 | Transformer sizing                 | 7.5 VA  |
|                 | Electrical Connection              | 18 GA appliance cable, 3 ft [1 m], with 1/2" NPT conduit connector                          |
|                 | Overload Protection                | electronic throughout 0...95° rotation  |
| Functional data | Direction of motion motor          | selectable with switch 0/1  |
|                 | Direction of motion fail-safe      | reversible with cw/ccw mounting   |
|                 | Angle of rotation                  | 90°   |
|                 | Running Time (Motor)               | 75 s / 90°  |
|                 | Running time fail-safe             | <25 s @ -4...122°F [-20...50°C], <60 s @ -22°F [-30°C]                                      |
|                 | Noise level, motor                 | 50 dB(A)  |
|                 | Noise level, fail-safe             | 62 dB(A)  |
|                 | Position indication                | Mechanical  |
| Safety data     | Degree of protection IEC/EN        | IP54  |
|                 | Degree of protection NEMA/UL       | NEMA 2  |
|                 | Enclosure                          | UL Enclosure Type 2   |
|                 | Agency Listing                     | cULus acc. To UL 873 and CAN/CSA C22.2 No. 24-93  |
|                 | Quality Standard                   | ISO 9001  |
|                 | UL 2043 Compliant                  | Suitable for use in air plenums per Section 300.22(C) of the NEC and Section 602 of the IMC |
|                 | Ambient humidity                   | Max. 95% RH, non-condensing   |
|                 | Ambient temperature                | -22...122°F [-30...50°C]  |
|                 | Storage temperature                | -40...176°F [-40...80°C]  |
|                 | Servicing                          | maintenance-free  |
| Weight          | Weight                             | □   |

## Technical data

**Materials** Housing material galvanized steel

**Footnotes** †Rated Impulse Voltage 800V, Type of action 1.AA, Control Pollution Degree 3

## Electrical installation


**INSTALLATION NOTES**


Actuators with appliance cables are numbered.



Provide overload protection and disconnect as required.



Actuators may be connected in parallel if not mechanically linked. Power consumption and input impedance must be observed.



Meets cULus requirements without the need of an electrical ground connection.


**Warning! Live electrical components!**

During installation, testing, servicing and troubleshooting of this product, it may be necessary to work with live electrical components. Have a qualified licensed electrician or other individual who has been properly trained in handling live electrical components perform these tasks. Failure to follow all electrical safety precautions when exposed to live electrical components could result in death or serious injury.

## Wiring diagrams

On/Off

