

ANSI-Flanged Globe Valves

- chilled or hot water, up to 60% glycol, steam
- ANSI Class 125, up to 175 psi below 150°F
- 125
- Cast iron - ASTM A126 Class B



5-year warranty

Type overview

Type	DN
G6125C	125

Technical data

Functional data	Valve size [mm]	5" [125]
	Fluid	chilled or hot water, up to 60% glycol, steam
	Fluid Temp Range (water)	32...338°F [0...138°C]
	Fluid Temp Range (steam)	32...280°F [0...138°C]
	Body Pressure Rating	ANSI Class 125, up to 175 psi below 150°F
	Flow characteristic	equal percentage
	Leakage rate	ANSI Class III
	Pipe connection	Flange for use with ASME/ANSI class 125
	Servicing	repack/rebuild kits available
	Rangeability Sv	100:1
	Max Differential Pressure (Steam)	15 psi [103 kPa]
	Flow Pattern	2-way
	Controllable flow range	stem up - open A – AB
	Cv	263
	Maximum Inlet Pressure (Steam)	35 psi [241 kPa]
Materials	Valve body	Cast iron - ASTM A126 Class B
	Valve plug	brass
	Stem	stainless steel
	Stem seal	NLP EPDM (no lip packing)
	Seat	Stainless steel AISI 316
Suitable actuators	Non Fail-Safe	EVB(X)
	Spring	2*AFB(X)
	Electronic fail-safe	AVKB(X)

Safety notes



- **WARNING:** This product can expose you to lead which is known to the State of California to cause cancer and reproductive harm. For more information go to www.p65warnings.ca.gov
- The valve has been designed for use in stationary heating, ventilation and air-conditioning systems and must not be used outside the specified field of application, especially in aircraft or in any other airborne means of transport.
- Only authorized specialists may carry out installation. All applicable legal or institutional installation regulations must be complied with during installation.
- The valve does not contain any parts that can be replaced or repaired by the user.
- When determining the flow rate characteristic of controlled devices, the recognised directives must be observed.

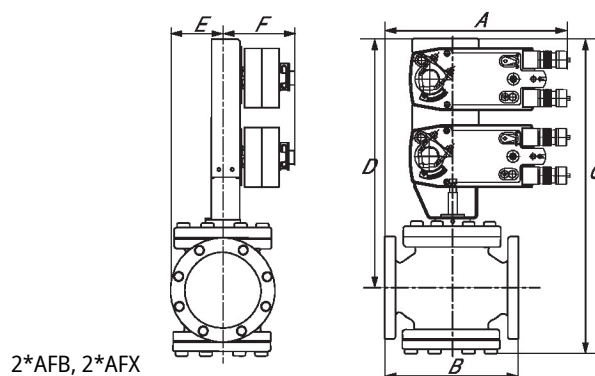
Dimensions

Type	DN	Weight
G6125C	125	130 lb [57 kg]



EVB, EVX, RVB, RVX

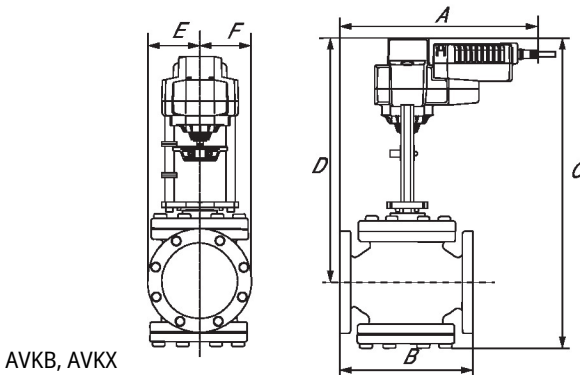
A	B	C	D	E	F	Number of Bolt Holes
15.1" [383]	15.7" [400]	25.4" [646]	17.5" [445]	5.0" [127]	5.0" [127]	8



2*AFB, 2*AFX

A	B	C	D	E	F	Number of Bolt Holes
15.1" [383]	15.7" [400]	28.7" [730]	21.0" [533]	5.0" [127]	5.3" [135]	8

Dimensions




A	B	C	D	E	F	Number of Bolt Holes
15.1" [383]	15.7" [400]	25.4" [646]	17.5" [445]	5.0" [127]	5.0" [127]	8

On/Off, Spring return, 24...240 V



5-year warranty



Technical data

Electrical data	Nominal voltage	AC 24...240 V / DC 24...125 V
	Nominal voltage frequency	50/60 Hz
	Nominal voltage range	AC 19.2...264 V / DC 21.6...137.5 V
	Power consumption in operation	7.5 W
	Power consumption in rest position	3.5 W
	Transformer sizing	36 VA
	Auxiliary switch	2x SPDT, 1 mA...3 A (0.5 A inductive), DC 5 V...AC 250 V, 1x 10% / 1x 11...90%
	Switching capacity auxiliary switch	1 mA...3 A (0.5 A inductive), DC 5 V...AC 250 V
	Electrical Connection	(2) 18 GA appliance cables, 3 ft [1 m], with 1/2" NPT conduit connectors
Functional data	Overload Protection	electronic throughout 0...95° rotation
	Position feedback U note	No Feedback
	Direction of motion motor	selectable by ccw/cw mounting
	Direction of motion fail-safe	reversible with cw/ccw mounting
	Manual override	5 mm hex crank (3/16" Allen), supplied
	Angle of rotation	95°
	Running Time (Motor)	75 s / 90°
	Running time fail-safe	<20 s
	Noise level, motor	50 dB(A)
	Noise level, fail-safe	62 dB(A)
Safety data	Position indication	Mechanical
	Power source UL	Class 2 Supply
	Degree of protection IEC/EN	IP54
	Degree of protection NEMA/UL	NEMA 2
	Enclosure	UL Enclosure Type 2
	Agency Listing	cULus acc. to UL60730-1A/-2-14, CAN/CSA E60730-1:02, CE acc. to 2014/30/EU
	Quality Standard	ISO 9001
	UL 2043 Compliant	Suitable for use in air plenums per Section 300.22(C) of the NEC and Section 602 of the IMC
	Ambient humidity	Max. 95% RH, non-condensing

Technical data

Safety data	Ambient temperature	-22...122°F [-30...50°C]
	Storage temperature	-40...176°F [-40...80°C]
	Servicing	maintenance-free
Weight	Weight	□
Materials	Housing material	Galvanized steel and plastic housing

Footnotes †Rated Impulse Voltage 4kV, Type of Action 1.AA.B, Control Pollution Degree 3.

Electrical installation

Warning! Live electrical components!

During installation, testing, servicing and troubleshooting of this product, it may be necessary to work with live electrical components. Have a qualified licensed electrician or other individual who has been properly trained in handling live electrical components perform these tasks. Failure to follow all electrical safety precautions when exposed to live electrical components could result in death or serious injury.

(A) Actuators with appliance cables are numbered.

◆ Meets cULus requirements without the need of an electrical ground connection.

(UP) Universal Power Supply (UP) models can be supplied with AC 24...240 V, or DC 24...125 V.

⚡ Apply only AC line voltage or only UL-Class 2 voltage to the terminals of auxiliary switches. Mixed or combined operation of line voltage/safety extra low voltage is not allowed.

1 Provide overload protection and disconnect as required.

3 Actuators may also be powered by DC 24 V.

4 Two built-in auxiliary switches (2x SPDT), for end position indication, interlock control, fan startup, etc.

45 Actuators may be powered in parallel. Power consumption must be observed.

48 Parallel wiring required for piggy-back applications.

Wiring diagrams

On/Off

