

ANSI-Flanged Globe Valves

- chilled or hot water, up to 60% glycol, steam
- ANSI Class 125, up to 175 psi below 150°F
- 125
- Cast iron - ASTM A126 Class B



5-year warranty

Type overview

Type	DN
G6125C	125

Technical data

Functional data	Valve size [mm]	5" [125]
	Fluid	chilled or hot water, up to 60% glycol, steam
	Fluid Temp Range (water)	32...338°F [0...138°C]
	Fluid Temp Range (steam)	32...280°F [0...138°C]
	Body Pressure Rating	ANSI Class 125, up to 175 psi below 150°F
	Flow characteristic	equal percentage
	Leakage rate	ANSI Class III
	Pipe connection	Flange for use with ASME/ANSI class 125
	Servicing	repack/rebuild kits available
	Rangeability Sv	100:1
	Max Differential Pressure (Steam)	15 psi [103 kPa]
	Flow Pattern	2-way
	Controllable flow range	stem up - open A – AB
	Cv	263
	Maximum Inlet Pressure (Steam)	35 psi [241 kPa]
Materials	Valve body	Cast iron - ASTM A126 Class B
	Valve plug	brass
	Stem	stainless steel
	Stem seal	NLP EPDM (no lip packing)
	Seat	Stainless steel AISI 316
Suitable actuators	Non Fail-Safe	EVB(X)
	Spring	2*AFB(X)
	Electronic fail-safe	AVKB(X)

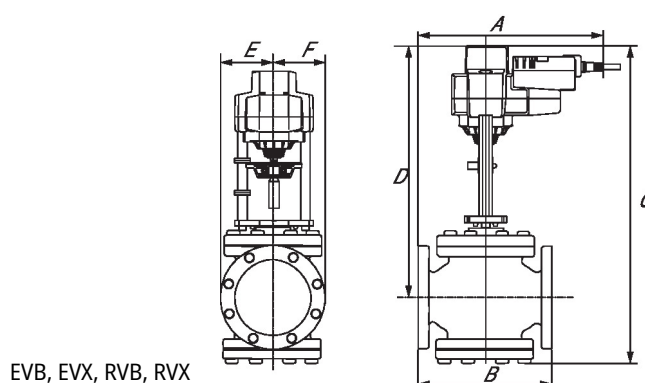
Safety notes



- **WARNING:** This product can expose you to lead which is known to the State of California to cause cancer and reproductive harm. For more information go to www.p65warnings.ca.gov
- The valve has been designed for use in stationary heating, ventilation and air-conditioning systems and must not be used outside the specified field of application, especially in aircraft or in any other airborne means of transport.
- Only authorized specialists may carry out installation. All applicable legal or institutional installation regulations must be complied with during installation.
- The valve does not contain any parts that can be replaced or repaired by the user.
- When determining the flow rate characteristic of controlled devices, the recognised directives must be observed.

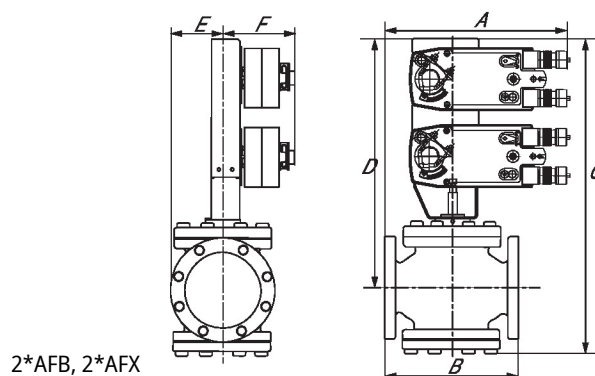
Dimensions

Type	DN	Weight
G6125C	125	130 lb [57 kg]



EVB, EVX, RVB, RVX

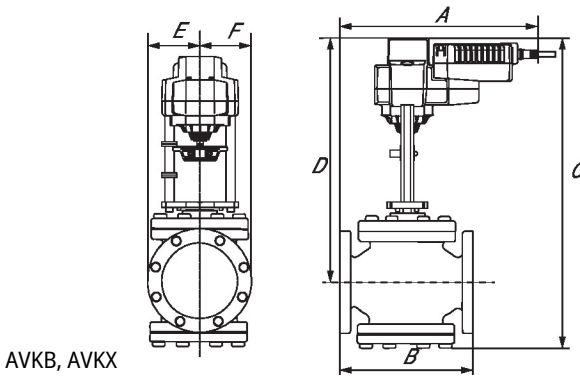
A	B	C	D	E	F	Number of Bolt Holes
15.1" [383]	15.7" [400]	25.4" [646]	17.5" [445]	5.0" [127]	5.0" [127]	8



2*AFB, 2*AFX

A	B	C	D	E	F	Number of Bolt Holes
15.1" [383]	15.7" [400]	28.7" [730]	21.0" [533]	5.0" [127]	5.3" [135]	8

Dimensions




A	B	C	D	E	F	Number of Bolt Holes
15.1" [383]	15.7" [400]	25.4" [646]	17.5" [445]	5.0" [127]	5.0" [127]	8

On/Off, Floating point, Non fail-safe, 24 V



5-year warranty



Technical data

Electrical data	Nominal voltage	AC/DC 24 V
	Nominal voltage frequency	50/60 Hz
	Nominal voltage range	AC 19.2...28.8 V / DC 21.6...28.8 V
	Power consumption in operation	3.5 W
	Power consumption in rest position	0.5 W
	Transformer sizing	6 VA
	Electrical Connection	18 GA plenum cable, 1 m, with 1/2" NPT conduit connector, degree of protection NEMA 2 / IP54
	Overload Protection	electronic throughout full stroke
	Electrical Protection	actuators are double insulated
Functional data	Actuating force motor	2500 N [560 lbf]
	Position feedback U note	No Feedback
	Direction of motion motor	selectable with switch 0/1
	Manual override	5 mm hex crank (3/16" Allen), supplied
	Stroke	2" [50 mm]
	Running Time (Motor)	90 s /
	Running time motor variable	90 or 150 s
	Noise level, motor	60 dB(A)
	Position indication	Mechanical, with pointer
Safety data	Power source UL	Class 2 Supply
	Degree of protection IEC/EN	IP54
	Degree of protection NEMA/UL	NEMA 2
	Enclosure	UL Enclosure Type 2
	Agency Listing	cULus acc. to UL60730-1A/-2-14, CAN/CSA E60730-1:02 CE acc. to 2014/30/EU and 2014/35/EU
	Quality Standard	ISO 9001
	UL 2043 Compliant	Suitable for use in air plenums per Section 300.22(C) of the NEC and Section 602 of the IMC
	Ambient humidity	Max. 95% RH, non-condensing
	Ambient temperature	-22...122°F [-30...50°C]

Technical data

Safety data	Storage temperature	-40...176°F [-40...80°C]
	Servicing	maintenance-free
Weight	Weight	11 lb [5.0 kg]
Materials	Housing material	Die cast aluminium and plastic casing

Footnotes † Use flexible metal conduit. Push the listed conduit fitting device over the actuator's cable to butt against the enclosure. Screw in conduit connector. Jacket the actuators input wiring with listed flexible conduit. Properly terminate the conduit in a suitable junction box. Rated impulse Voltage 800V. Type of action 1. Control pollution degree 3.

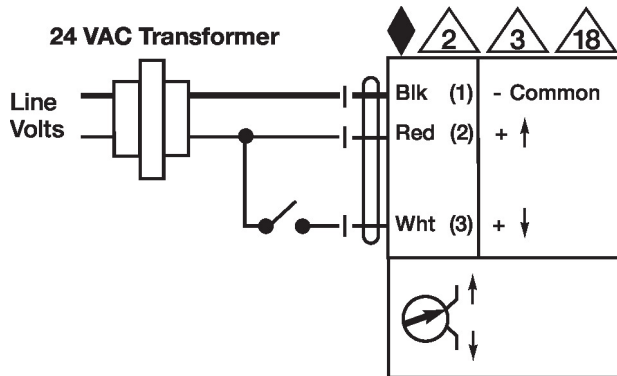
Electrical installation

✂ INSTALLATION NOTES

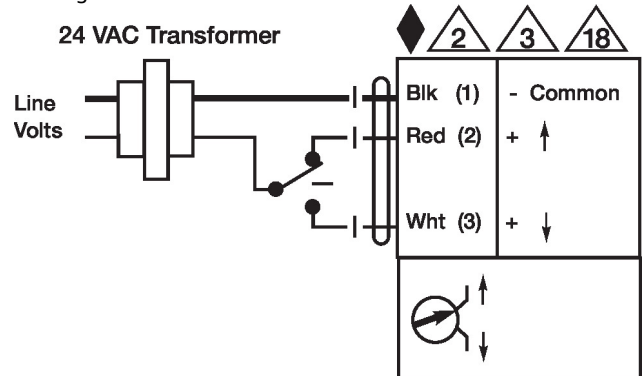
- △2 Actuators may be connected in parallel. Power consumption and input impedance must be observed.
- △3 Actuators may also be powered by DC 24 V.
- △18 Actuators with plenum cable do not have numbers; use color codes instead.
- ◆ Meets cULus requirements without the need of an electrical ground connection.
- ⚠ **Warning! Live electrical components!**
During installation, testing, servicing and troubleshooting of this product, it may be necessary to work with live electrical components. Have a qualified licensed electrician or other individual who has been properly trained in handling live electrical components perform these tasks. Failure to follow all electrical safety precautions when exposed to live electrical components could result in death or serious injury.

Wiring diagrams

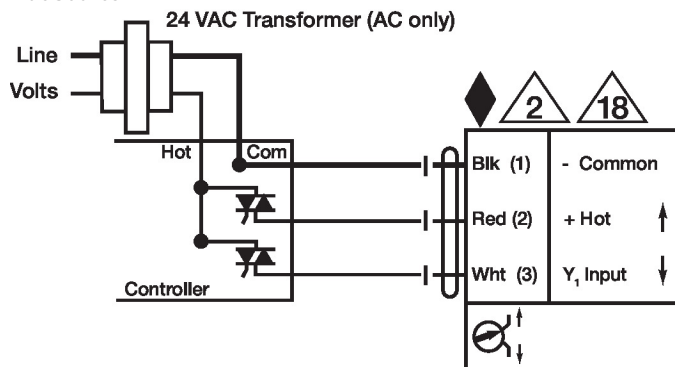
On/Off



Floating Point



Triac Source



Triac Sink

