



5-year warranty

## Type overview

Type	DN
G6150LCS	150

## Technical data

Functional data	Valve size [mm]	6" [150]
	Fluid	chilled or hot water, up to 60% glycol, steam
	Fluid Temp Range (water)	32...350°F [0...176°C]
	Body Pressure Rating	ANSI Class 125, up to 175 psi below 150°F
	Flow characteristic	linear
	Servicing	repack/rebuild kits available
	Rangeability Sv	98:1
	Max Differential Pressure (Steam)	50 psi [345 kPa]
	Flow Pattern	2-way
	Leakage rate	ANSI Class III
	Controllable flow range	stem up - open A – AB
	Cv	344
	Maximum Inlet Pressure (Steam)	100 psi [690 kPa]
Materials	Valve body	Cast iron - ASTM A126 Class B
	Valve plug	Stainless steel
	Stem	316 stainless steel
	Stem seal	NLP EPDM (no lip packing)
	Seat	Stainless steel AISI 316
	Pipe connection	125 lb flanged
Suitable actuators	Non-Spring	EVb(X)
	Spring	(2*AFB(X))
	Electrical fail-safe	AVKB(X)

## Safety notes

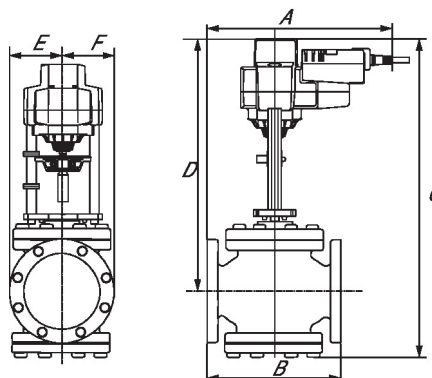


- WARNING: This product can expose you to lead which is known to the State of California to cause cancer and reproductive harm. For more information go to [www.p65warnings.ca.gov](http://www.p65warnings.ca.gov)
- The valve has been designed for use in stationary heating, ventilation and air-conditioning systems and must not be used outside the specified field of application, especially in aircraft or in any other airborne means of transport.
- Only authorized specialists may carry out installation. All applicable legal or institutional installation regulations must be complied during installation.
- The valve does not contain any parts that can be replaced or repaired by the user.
- When determining the flow rate characteristic of controlled devices, the recognised directives must be observed.

**Dimensions**

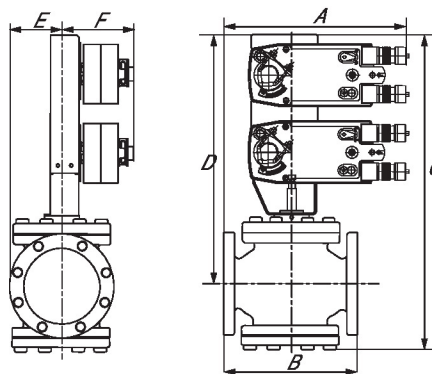
Type	DN	Weight
G6150LCS	150	196.25 lb [89 kg]

EVB, EVX, RVB, RVX



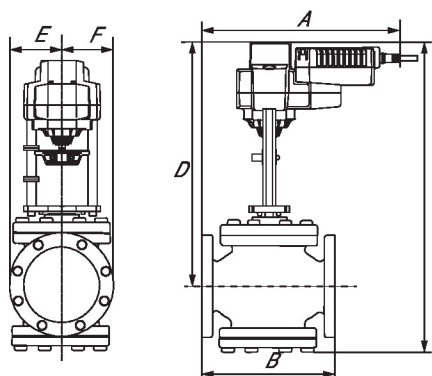
A	B	C	D	E	F	Number of Bolt Holes
17.8" [451]	16.1" [410]	27.9" [708]	19.4" [492]	5.6" [142]	5.6" [142]	8

2\*AFB, 2\*AFX



A	B	C	D	E	F	Number of Bolt Holes
16.1" [410]	17.8" [451]	31.4" [797]	22.8" [578]	5.6" [142]	5.5" [140]	8

AVKB, AVKX



A	B	C	D	E	F	Number of Bolt Holes
16.1" [410]	17.8" [451]	27.9" [708]	19.4" [492]	5.6" [142]	5.6" [142]	8



5-year warranty



## Technical data

<b>Electrical data</b>	Nominal voltage	AC 100...240 V
	Nominal voltage frequency	50/60 Hz
	Power consumption in operation	5 W
	Power consumption in rest position	1.5 W
	Transformer sizing	7.5 VA (class 2 power source)
	Electrical Connection	18 GA appliance cable with 1/2" conduit connector, 3 ft [1 m], degree of protection NEMA 2 / IP54
	Overload Protection	electronic throughout full stroke
<b>Functional data</b>	Electrical Protection	actuators are double insulated
	Actuating force motor	2500 N [560 lbf]
	Position feedback U note	No Feedback
	Direction of motion motor	selectable with switch 0/1
	Manual override	5 mm hex crank (3/16" Allen), supplied
	Stroke	2" [50 mm]
	Running Time (Motor)	90 s /
	Running time motor variable	90 or 150 s
	Noise level, motor	60 dB(A)
<b>Safety data</b>	Position indication	Mechanically, with pointer
	Degree of protection IEC/EN	IP54
	Degree of protection NEMA/UL	NEMA 2
	Enclosure	UL Enclosure Type 2
	Agency Listing	cULus acc. to UL60730-1A/-2-14, CAN/CSA E60730-1:02, CE acc. to 2014/30/EU and 2014/35/EU; Listed to UL 2043 - suitable for use in air plenums per Section 300.22(c) of the NEC and Section 602.2 of the IMC
	Quality Standard	ISO 9001
	Ambient temperature	-22...122°F [-30...50°C]
	Storage temperature	-40...176°F [-40...80°C]
	Ambient humidity	Max. 95% RH, non-condensing
	Servicing	maintenance-free
<b>Materials</b>	Housing material	Die cast aluminium and plastic casing

**Footnotes** † Use flexible metal conduit. Push the listed conduit fitting device over the actuator's cable to butt against the enclosure. Screw in conduit connector. Jacket the actuators input wiring with listed flexible conduit. Properly terminate the conduit in a suitable junction box. Rated impulse Voltage 800V. Type of action 1. Control pollution degree 3.

**Electrical installation**
**✂ INSTALLATION NOTES**

Ⓐ Actuators with appliance cables are numbered.

⚠ Actuators may be connected in parallel. Power consumption and input impedance must be observed.

◆ Meets cULus requirements without the need of an electrical ground connection.

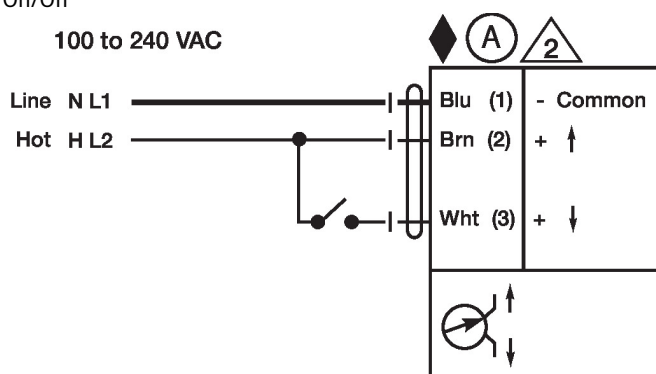
⚠ **Warning! Live electrical components!**

During installation, testing, servicing and troubleshooting of this product, it may be necessary to work with live electrical components. Have a qualified licensed electrician or other individual who has been properly trained in handling live electrical components perform these tasks. Failure to follow all electrical safety precautions when exposed to live electrical components could result in death or serious injury.

**Wiring diagrams**

On/Off

100 to 240 VAC



Floating Point

100 to 240 VAC

