

Thermoelectric tripping device for fire dampers  
in ventilation and air-conditioning systems

- Nominal voltage AC/DC 24 V
- Response temperature duct 72°C
- Duct probe length 90 mm
- Tested acc. to ISO 10294-4



Picture may differ from product

## Technical data

<b>Electrical data</b>	Nominal voltage	AC/DC 24 V
	Nominal voltage frequency	50/60 Hz
	Rated current	1 A
	AC/DC throughput resistance	<1 Ω
	Electrical connection	Cable
	Connection supply	Cable 1 m, 2x 0.5 mm <sup>2</sup> , Betaflam cable heat-resistant up to 145°C
<b>Functional data</b>	Probe length	90 mm
<b>Safety data</b>	Response temperature thermal fuse	Duct inside temperature 72°C (colour black) Duct outside temperature 72°C
	Protection class IEC/EN	III, Safety Extra-Low Voltage (SELV)
	Degree of protection IEC/EN	IP54
	EMC	CE according to 2014/30/EU
	Low voltage directive	CE according to 2014/35/EU
	Hygiene test	According to VDI 6022 Part 1 / SWKI VA 104-01, cleanable and disinfectable, low emission
	Rated impulse voltage supply	0.8 kV
	Pollution degree	3
	Ambient humidity	Max. 95% RH, non-condensing
	Ambient temperature	-30...55°C [-22...131°F]
	Storage temperature	-40...55°C [-40...131°F]
	Servicing	maintenance-free
<b>Weight</b>	Weight	0.090 kg

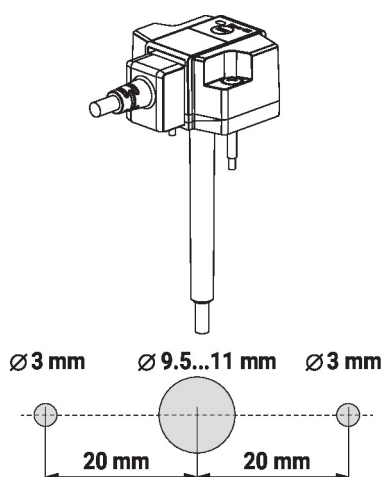
## Safety notes



- The device must not be used outside the specified field of application, especially not in aircraft or in any other airborne means of transport.
- Cables must not be removed from the device.
- The device may only be opened at the manufacturer's site. It does not contain any parts that can be replaced or repaired by the user.
- The device contains electrical and electronic components and must not be disposed of as household refuse. All locally valid regulations and requirements must be observed.

**Product features**

- Operating mode** The thermoelectric tripping device complies with the specific requirements of the standard ISO 10294-4.
- If the ambient temperature of 72°C is exceeded, then the duct outside temperature fuse will respond. If the duct inside temperature of 72°C is exceeded, then the duct inside temperature fuse will respond. When one of the thermal fuses responds, the supply voltage is interrupted permanently and irreversibly.
- The temperature fuse for the ambient temperature protects the actuator from overheating and cannot be replaced. The actuator must be replaced when the duct outside temperature fuse is triggered. The temperature fuse for the duct inside temperature can be replaced, see section "Accessories".
- The function of the system (interruption of the supply voltage) can be checked by pressing the test button.
- Simple direct mounting** Installation is carried out with the pre-assembled, self-drilling and self-tapping screws.



- Response temperature thermal fuse** The response temperature for the duct inside temperature fuse is 72°C (factory default). Optionally, 95°C, 120°C and 140°C can also be used. See section "Accessories".
- The response temperature is indicated by the material colour of the duct probe and is also shown on the product data label:
- Black (BK) = 72°C (standard)
  - Grey (GY) = 95°C (as an option with ZBAT95)
  - Orange (OG) = 120°C (as an option with ZBAT120)
  - Red (RD) = 140°C (as an option with ZBAT140)
- The response temperature for the duct outside temperature fuse (ambient temperature) is fixed at 72°C and cannot be changed.
- Probe length** The standard length of the duct probe is 65 mm. A length of 90 mm is also available as an option. This option is marked with "/9" in the product name. See section "Accessories".

**Parts included**

Screws

**Accessories**

Electrical accessories	Description	Type
	Blanking cover for BAT (without thermal fuse for duct inside temperature)	ZBAT0
	Spare tripping element for BAT, Duct inside temperature 72°C (colour black), Probe length 65 mm	ZBAT72
	Spare tripping element for BAT, Duct inside temperature 72°C (colour black), Probe length 90 mm	ZBAT72/9
	Spare tripping element for BAT, Duct inside temperature 95°C (colour grey), Probe length 65 mm	ZBAT95

**Accessories**
**Description**
**Type**

Spare tripping element for BAT, Duct inside temperature 95°C (colour grey), Probe length 90 mm	ZBAT95/9
Spare tripping element for BAT, Duct inside temperature 120°C (colour orange), Probe length 65 mm	ZBAT120
Spare tripping element for BAT, Duct inside temperature 140°C (colour red), Probe length 65 mm	ZBAT140

**Electrical installation**


Supply from Isolating transformer.

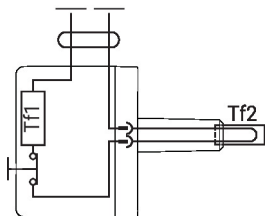
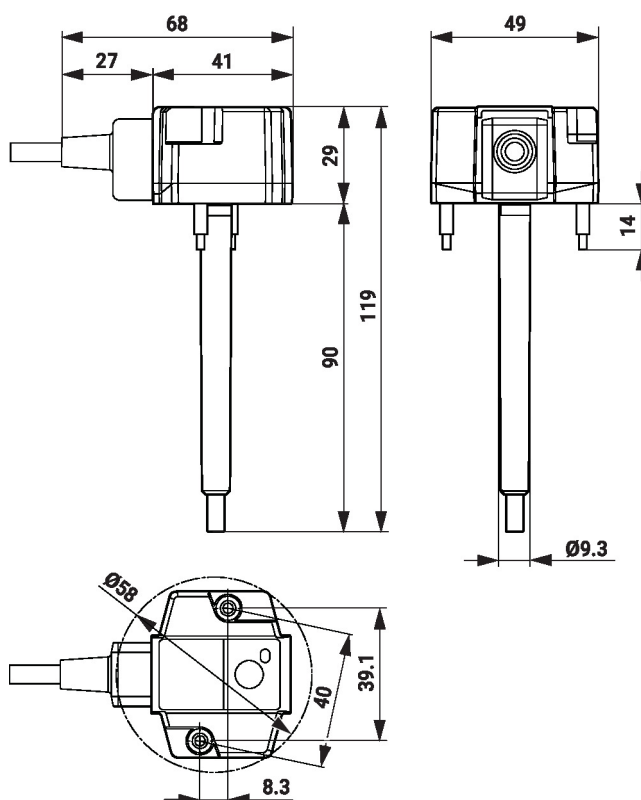
**Wire colours:**

Tf1 = Duct outside temperature fuse

Tf2 = Duct inside temperature fuse  
(replaceable)

**Wiring diagrams**

AC/DC 24 V


**Dimensions**

**Type**

BAT72/9

**Weight**

0.090 kg