


Spring-return actuator for fire and smoke dampers 90° in ventilation and air-conditioning systems

- Torque 18 Nm / 12 Nm
- Nominal voltage AC 230 V
- Control Open/close
- Mechanical interface Form fit 12x12 mm, non-continuous hollow shaft



Picture may differ from product

## Technical data

<b>Electrical data</b>	Nominal voltage	AC 230 V
	Nominal voltage frequency	50/60 Hz
	Nominal voltage range	AC 198...264 V
	Power consumption in operation	8 W
	Power consumption in rest position	3 W
	Power consumption for wire sizing	12.5 VA
	Inrush current (Imax)	8.3 A @ 5 ms
	Auxiliary switch	2x SPDT
	Switching capacity auxiliary switch	1 mA...6 A (3 A inductive), DC 5 V...AC 250 V
	Switching points auxiliary switch	5° / 80°
	Connection supply / control	Cable 3 m, 2x 0.75 mm <sup>2</sup> (halogen-free)
	Connection auxiliary switch	Cable 3 m, 6x 0.75 mm <sup>2</sup> (halogen-free)
<b>Functional data</b>	Torque motor	18 Nm
	Torque fail-safe	12 Nm
	Direction of motion motor	selectable by mounting L/R
	Manual override	with position stop
	Angle of rotation	Max. 95°
	Running time motor	<120 s / 90°
	Running time fail-safe	16 s @ 20°C
	Sound power level, motor	45 dB(A)
	Sound power level, fail-safe	63 dB(A)
	Mechanical interface	Form fit 12x12 mm, non-continuous hollow shaft
<b>Safety data</b>	Position indication	Mechanical, with pointer
	Service life	Min. 60'000 safety positions
	Protection class IEC/EN	II, reinforced insulation
	Protection class auxiliary switch IEC/EN	II, reinforced insulation
	Degree of protection IEC/EN	IP54
		IP protection in all mounting orientations
	EMC	CE according to 2014/30/EU
	Low voltage directive	CE according to 2014/35/EU
	Certification IEC/EN	IEC/EN 60730-1 and IEC/EN 60730-2-14
	Type of action	Type 1.AA.B
	Rated impulse voltage supply / control	4 kV
	Pollution degree	3
	Ambient humidity	Max. 95% RH, non-condensing
	Ambient temperature normal operation	-30...50°C [-22...122°F]
	Ambient temperature safety operation	The safety position will be attained up to max. 75°C [167°F]

## Technical data

<b>Safety data</b>	Storage temperature	-40...50°C [-40...122°F]
	Servicing	maintenance-free
<b>Weight</b>	Weight	3.3 kg

## Safety notes



- The device must not be used outside the specified field of application, especially not in aircraft or in any other airborne means of transport.
- Caution: Mains voltage!
- The actuator is adapted and installed on the fire and smoke damper by the damper manufacturer. For this reason, the actuator is only supplied directly to safety damper manufacturers. The manufacturer then bears full responsibility for the proper functioning of the damper.
- The two switches integrated in the actuator are to be operated either on mains voltage or on safety extra-low voltage. The combination mains voltage/safety extra-low voltage is not permitted.
- The device may only be opened at the manufacturer's site. It does not contain any parts that can be replaced or repaired by the user.
- The device contains electrical and electronic components and must not be disposed of as household refuse. All locally valid regulations and requirements must be observed.

## Product features

<b>Operating mode</b>	The actuator moves the damper to the operating position at the same time as tensioning the return spring. The damper is turned back to the safety position by spring energy when the supply voltage is interrupted.
<b>Manual override</b>	Without power supply, the actuator can be operated manually and fixed in any required position. It can be unlocked manually or automatically by applying the supply voltage.
<b>Signalling</b>	<p>Two microswitches with fixed settings are installed in the actuator for indicating the damper end positions. The electrical contacts of these microswitches are equipped with a gold/silver coating that permits integration both in circuits with low currents (mA range) and in ones with larger-sized currents (A range) in accordance with the specifications in the data sheet. It should be noted with this application however that the contacts can no longer be used in the milliamperage range after larger currents have been applied to them, even if this has taken place only once.</p> <p>The position of the damper blade can be read off on a mechanical position indicator.</p>
<b>Standards / Regulations</b>	<p>The design of the actuator is based on the specific requirements from the European standards:</p> <ul style="list-style-type: none"> <li>- EN 15650 Ventilation for buildings – Fire dampers</li> <li>- EN 1366-2 Fire resistance tests on service installations (Part 2: Fire dampers)</li> <li>- EN 13501-3 Fire classification of construction products and building elements - Part 3: Classification using data from fire resistance tests on products and elements used in building service installations: fire resisting ventilation ducts and fire dampers and/or power, control and communication cables</li> </ul>
<b>Recommendation for application</b>	The regular operational check (open/close control of the fire damper) enhances the safety of people, animals, property and the environment. Unless other requirements are stipulated – e.g. in the damper manufacturer's operating instructions – Belimo recommends the performance of a monthly operational check. Fire damper actuators from Belimo are designed in accordance with service life specifications contained in the technical data sheet for regular operational checks. Notes for regular operational checks can be found in the European Product Standard for Fire Dampers (EN 15650) under "Maintenance information".

## Parts included

Hand crank  
Pointer  
Protective bag  
Form fit insert 12/10 mm

## Accessories

Electrical accessories	Description	Type
	Communication and power supply unit for fire damper actuators 230 V	BKN230-MOD
	Auxiliary switch 2x SPDT cable length 3 m	SN2-C7/300
	Cable set with plug 0.5 m for communication and power supply unit	ZST-BS
Mechanical accessories	Description	Type
	Bracket for SN2-C7 for BF	ZSN-BF
	Adapter, for form fit 12 mm on round shaft 18 mm, L = 33 mm	ZA18-BF
	Adapter, for form fit with clamp for round shaft 10...20 mm / square 10...16 mm	ZK-BF
	Pointer 12x12 mm	ZZ12-B
	Hand crank 40 mm	ZK1-B
	Hand crank 70 mm	ZK2-B
	Protective bag with wire, Multipack 100 pcs.	ZSD-B.1

## Electrical installation



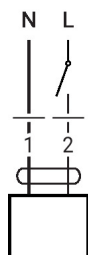
**Caution: Mains voltage!**

Parallel connection of other actuators possible. Observe the performance data.

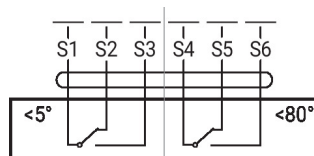
### Wire colours:

1 = blue  
2 = brown  
S1 = violet  
S2 = red  
S3 = white  
S4 = orange  
S5 = pink  
S6 = grey

AC 230 V, open/close



Auxiliary switch



## Service

Fire damper actuator 90°, AC 230 V, 18 Nm / 12 Nm

