

Room Operating Unit CO₂ / Humidity / Temperature

Unit can only be used with ZoneEase VAV solution.

For measuring the temperature, humidity and CO₂ in the room and adjusting temperature and VAV setpoints. The high-contrast ePaper touch display ensures best readability and intuitive operation.

Commissioning and configuration is done with the app and via room operating unit or ZoneEase VAV controller.

Connections:

- NFC interface for smartphone commissioning and maintenance
- 1x digital input for potential-free contact (occupancy detection or electric heater state monitoring)



Type Overview

| Type | Communication | Setpoint | Measured values |
|-----------------|--|------------------------------|--|
| P-22RTM-1T00D-1 | Application specific MP-Bus connection | Temperature, Volumetric flow | CO ₂ , Relative humidity, Temperature |
| P-22RTH-1T00D-1 | Application specific MP-Bus connection | Temperature, Volumetric flow | Temperature, Relative humidity, Dew point |
| P-22RT-1T00D-1 | Application specific MP-Bus connection | Temperature, Volumetric flow | Temperature |

Technical data

| | | |
|-------------------------------|----------------------------|---|
| Electrical data | Nominal voltage | AC/DC 24 V |
| | Nominal voltage range | AC 19.2...28.8 V / DC 19.2...28.8 V |
| | Power consumption AC | 1 VA |
| | Power consumption DC | 0.5 W |
| | Electrical connection | Spring loaded terminal 0.25...1.5 mm ² |
| | Electrical connection note | 23-15 AWG, copper conductors only Cable type USA and Canada: CL2 or higher |
| | Cable entry | Back side Top side Bottom side |
| | | |
| Data bus communication | Communication | Application specific MP-Bus connection |
| Functional data | Medium | Air |
| | Display | ePaper touch display and LED, 69x62 mm The LED is used for the CO ₂ TLF (traffic light function). The LED can be configured and deactivated via Belimo ZoneEase™ VAV App. (Type (P-)22RTM-..) |
| | Input/Output | 1x digital input for potential-free contact (occupancy detection or electrical heater state monitoring) |

Technical data

| | | |
|---|------------------------------|--|
| Measuring data | Measured values | CO ₂ Relative humidity Dew point Temperature |
| | | |
| | | |
| | | |
| Specification CO₂ | Sensing element technology | Non-dispersive infrared (NDIR) dual channel |
| | Measuring range | 0...2000 ppm |
| | Accuracy | ±(50 ppm + 2% of measured value) |
| | Long term stability | ±20 ppm p.a. |
| Specification temperature active | Measuring range | 0...50°C [32...122°F] |
| | Accuracy temperature | ±0.3°C @ 25°C [±0.5°F @ 77°F] |
| | Long term stability | ±0.03°C p.a. @ 25°C [±0.05°F p.a. @ 77°F] |
| Specification Humidity | Measuring range | 0...100% RH |
| | Measuring range dew point | -50...50°C [-60...120°F] |
| | Accuracy | ±2% between 0...90% RH @ 25°C |
| Safety data | Protection class IEC/EN | III, Safety Extra-Low Voltage (SELV) |
| | Power source UL | Class 2 Supply |
| | Degree of protection IEC/EN | IP30 |
| | EU Conformity | CE Marking |
| | Quality Standard | ISO 9001 |
| | UL Approval | cULus according to UL60730-1, CAN/CSA E60730-1 |
| | Type of action | Type 1 |
| | Rated impulse voltage supply | 0.5 kV |
| | Pollution degree | 2 |
| | Ambient humidity | Max. 95% RH, non-condensing |
| | Ambient temperature | 0...50°C [32...122°F] |
| | Storage temperature | -40...70°C [-40...160°F] |
| Materials | Housing | PC, white, RAL 9003 UL94V-0 |

Safety notes


This device has been designed for use in stationary heating, ventilation and air-conditioning systems and must not be used outside the specified field of application. Unauthorised modifications are prohibited. The product must not be used in relation with any equipment that in case of a failure may threaten humans, animals or assets.

Ensure all power is disconnected before installing. Do not connect to live/operating equipment.

Only authorised specialists may carry out installation. All applicable legal or institutional installation regulations must be complied with during installation.

The device contains electrical and electronic components and must not be disposed of as household refuse. All locally valid regulations and requirements must be observed.

Product Features

- CO₂ dual channel technology** All CO₂ sensors are subject to drift, which is caused by the ageing process of the components and requires regular calibration and adjustment or replacement of the sensors. The dual-channel technology minimises this drift by compensating for the majority of the ageing effects of the measuring channel through adjustment with a reference channel.
- This makes it possible to use dual-channel sensors in applications with 24/7 occupancy. Regular calibration with fresh outdoor air, as is the case with sensors with ABC logic, is not necessary with dual-channel sensors. It is recommended to recalibrate the sensor after 5 years of operation.

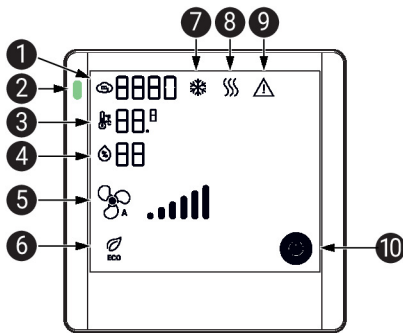
Remarks

- General remarks concerning sensors** The measuring result is influenced by the thermal characteristics of the wall. A solid concrete wall responds to thermal fluctuations within a room more slowly than a light-weight structure wall. A room sensor always detects a mixture of air and wall temperature. This means that the radiant heat of the wall, which is important for comfort, is also included in the measurement result.
- Remark: Occurring draft leads to a better carrying-off of dissipative power at the sensor. Thus temporally limited fluctuations might occur upon temperature measurement.**
- Build-up of self-heating by electrical dissipative power** Temperature sensors with electronic components always have a dissipative power which affects the temperature measurement of the ambient air. The dissipation in active temperature sensors shows a linear increase with rising operating voltage. The dissipative power should be taken into account when measuring temperature.
- Belimo room sensors have adaptive temperature compensation for the entire supply voltage range. This ensures that the ambient temperature is detected with the highest accuracy at all times.
- Application notice for humidity sensors** The humidity sensor is extremely sensitive. Touching the sensor element or exposing it to aggressive substances like chlorine, ozone, ammonia, hydrogen peroxide or ethanol (i.e. as a cleaning agent) may affect the measurement accuracy.
- Long term operation outside the recommended conditions (5...50°C and 20...80% RH) can result in a temporary offset. After returning into the recommended range, this effect disappears.
- Digital input** Auxiliary Digital Input can be used with third-party sensors and switches (window alarm, occupancy detection, etc.). The input values are monitored and transmitted through the application specific MP-Bus to the ZoneEase VAV actuator.

Indicators

- Indicators** The operating display is an ePaper display that reflects light like normal paper. It is therefore a non-illuminated display with an integrated touch control panel.
- The representation on the display can be designed freely, depending on the requirements. Function blocks can be switched on or off by using the Belimo ZoneEase™ VAV App. By default, all actual values and temperature setpoint adjustments are visible on the display.

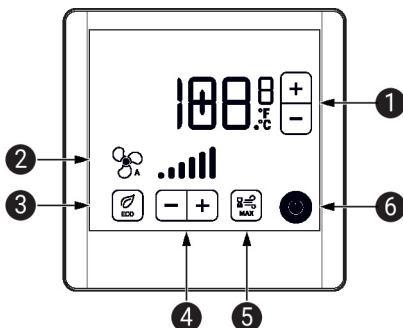
Indicators



- 1 Current CO₂ concentration: 0...2000 ppm
- 2 CO₂ TLF (traffic light function), available on the P-22RTM-1T...-1 sensor
Colours: green, yellow and red. LED can be configured and deactivated via Belimo ZoneEase™ App.
- 3 Current temperature: 0...50°C or -32...122°F
- 4 Current relative humidity: 0...99%
- 5 Vmin..Vmax display: 6 levels
- 6 Eco mode: Symbol is displayed if this mode is activated
- 7 Cooling mode information
- 8 Heating mode information
- 9 Warning / Error
Symbol is displayed if an internal error occurred or if warning is transmitted by the ZoneEase VAV controller (external error).
- 10 HVAC system status
Symbol is displayed if the HVAC system is either completely off or in building protection mode. If this symbol is activated, the rest of the display is blank.

Operation

Operation The operating elements on the ePaper display are touch fields that can be operated with the finger. The touch fields are only active if the corresponding element is also displayed.



- 1 Temperature setpoint: Set the desired temperature
Absolute setpoint: 10...40.0°C or 50...104.0°F
Relative setpoint: -5...5°C / °F
Adjustable and restrictable via Belimo ZoneEase™ App
- 2 Fan speed display: 6 levels
- 3 Eco mode: Symbol is displayed if this mode is activated
- 4 Ventilation setpoint: Set the desired airflow volume
- 5 Max mode: Symbol is displayed if this mode is activated
- 6 HVAC system status
Symbol can be displayed if the HVAC system is either completely off or in building protection mode. If this symbol is activated, the rest of the display is blank.

Parts included

Screws

Accessories

| Tools | Description | Type |
|-------|---|--------------------------|
| | Belimo ZoneEase™ VAV App, Smartphone app for easy commissioning, configuration and maintenance (Android smartphones only) | Belimo ZoneEase™ VAV App |
| | Belimo Assistant Link Bluetooth and USB to NFC and MP-Bus converter for configurable and communicative devices | LINK.10 |

Service

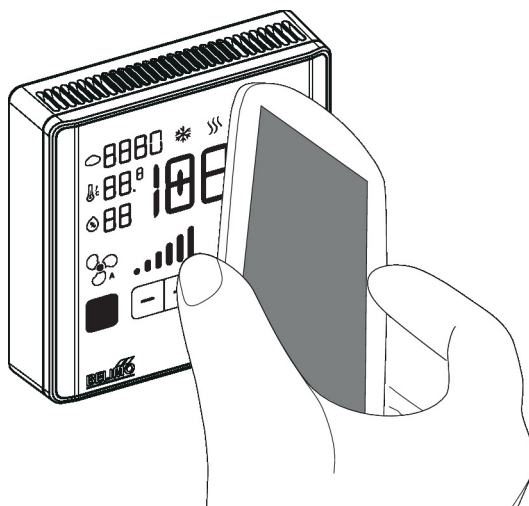
NFC connection Belimo equipment marked with the NFC logo can be operated and configured with the Belimo ZoneEase™ App.

Requirement:

- NFC- or Bluetooth-capable smartphone
- Belimo ZoneEase™ VAV App (Google Play)

Align NFC-capable smartphone on the sensor so that both NFC antennas are superposed.

Connect Bluetooth-enabled smartphone via the Bluetooth-to-NFC converter ZIP-BT-NFC to the sensor. Technical data and operating instructions can be found in the ZIP-BT-NFC data sheet.



Wiring diagram



Supply from isolating transformer.

Wiring diagram

GND = 1

AC/DC 24 V = 2

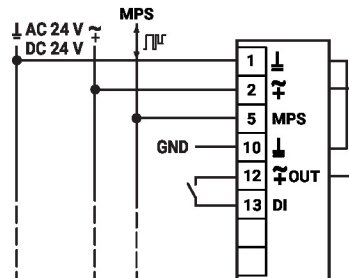
MPS = 5

GND = 10

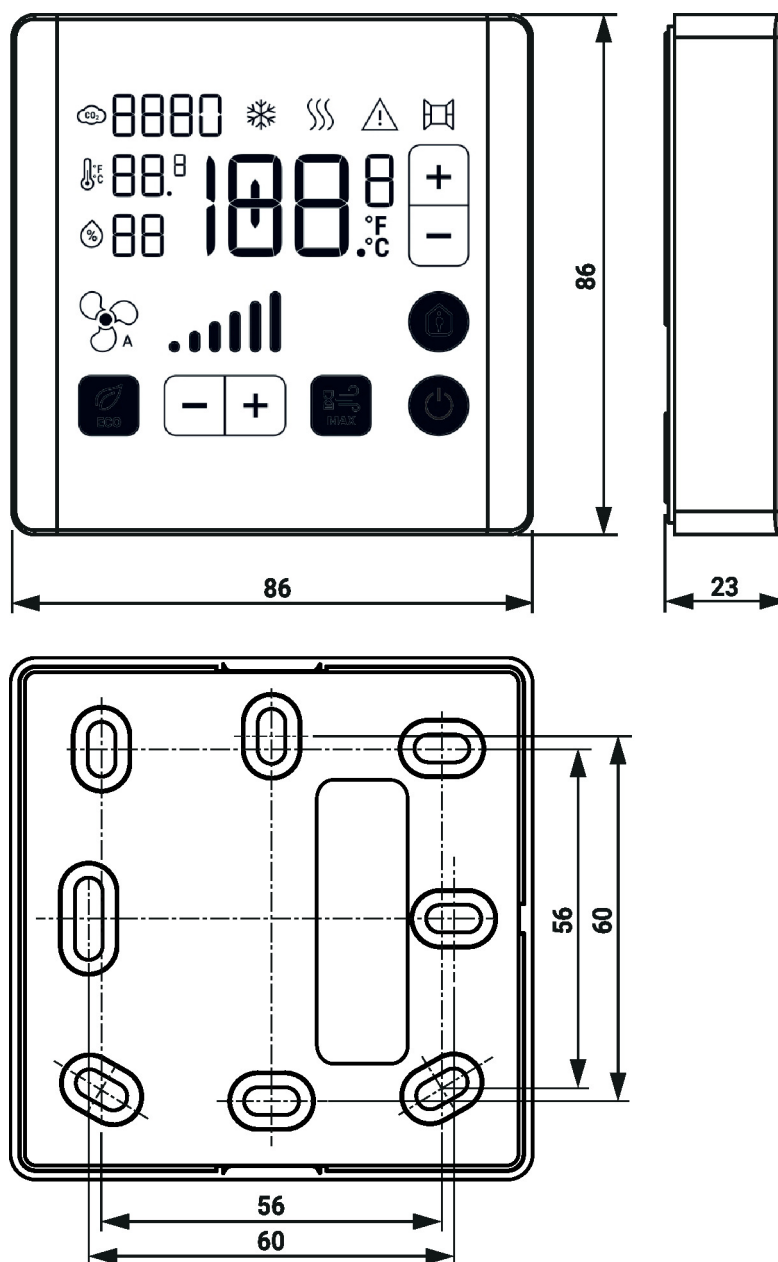
Digital Input, e.g. occupancy detection or electric heater state monitoring (depending on selected ZoneEase VAV application) = 12/13

- Connections 1 and 2 (DC/AC 24 V) and 5 (application-specific MP-Bus signal) must be wired to the terminals of the ZoneEase VAV actuator (L/NMV-BAC-001/2)

- Connections 10 (GND), 12 (24 V) and 13 (DI) can be wired for occupancy detection (occupancy switch) or electric reheater state monitoring (depending on selected ZoneEase VAV application)



Dimensions



Further documentation

- Installation instructions
- ZoneEase VAV application description
- ZoneEase VAV actuators: technical data sheet