

Room sensor / Room operating unit CO₂ / Humidity / Temperature

For measuring the temperature, humidity and CO₂ in the room and adjusting the temperature and ventilation setpoint. Thanks to MP-Bus, Modbus RTU and BACnet MS/TP communication, the room sensors can be seamlessly connected to existing third-party controllers. Commissioning and configuration of the device is conveniently done with Belimo Assistant 2. The end user can access the device via the Belimo Display App to read room values and to adjust the setpoints. An optional access protection with a four-digit code prevents input by unauthorised people.



Type Overview

Type	Communication	I/O	Measured values	Setpoint	Display type
P-22RTM-1U00A-2	Modbus RTU, BACnet MS/TP, MP-Bus	1x DI	CO ₂ , Temperature, Relative humidity, Dew point	Temperature, Volumetric flow	Belimo Display App and LED
P-22RTH-1U00A-2	Modbus RTU, BACnet MS/TP, MP-Bus	1x DI	Temperature, Relative humidity, Dew point	Temperature, Volumetric flow	Belimo Display App

Technical data

Electrical data	Nominal voltage	AC/DC 24 V
	Nominal voltage range	AC 19.2...28.8 V / DC 19.2...28.8 V
	Power consumption AC	1 VA
	Power consumption DC	0.5 W
	Electrical connection	Spring loaded terminal 0.25...1.5 mm ²
	Electrical connection note	23-15 AWG, copper conductors only Cable type USA and Canada: CL2 or higher
	Cable entry	Back side Top side Bottom side
Data bus communication	Communication	Modbus RTU BACnet MS/TP MP-Bus
	Number of nodes	BACnet / Modbus see interface description MP-Bus max. 8 (16)
Functional data	Medium	Air
	Display	Belimo Display App and LED The LED is used for the CO ₂ TLF (traffic light function). The LED can be configured and deactivated via Belimo Assistant 2. (Type (P-)22RTM...).
	Input/Output	1x digital input for potential-free contact

Technical data

Measuring data	Measured values	CO ₂ Relative humidity Dew point Temperature
Specification CO₂	Sensing element technology	Non-dispersive infrared (NDIR) dual channel
	Measuring range	0...2000 ppm
	Accuracy	±(50 ppm + 2% of measured value)
	Long term stability	±20 ppm p.a.
Specification temperature active	Measuring range	0...50°C [32...122°F]
	Accuracy temperature	±0.3°C @ 25°C [±0.5°F @ 77°F]
	Long term stability	±0.03°C p.a. @ 25°C [±0.05°F p.a. @ 77°F]
Specification Humidity	Measuring range	0...100% RH
	Measuring range dew point	-50...50°C [-60...120°F]
	Accuracy	±2% between 0...90% RH @ 25°C
	Long term stability	±0.25% RH p.a. @ 25°C @ 50% RH
Safety data	Protection class IEC/EN	III, Safety Extra-Low Voltage (SELV)
	Power source UL	Class 2 Supply
	Degree of protection IEC/EN	IP30
	EU Conformity	CE Marking
	Quality Standard	ISO 9001
	UL Approval	cULus according to UL60730-1, CAN/CSA E60730-1
	Type of action	Type 1
	Rated impulse voltage supply	0.5 kV
	Pollution degree	2
	Ambient humidity	Max. 95% RH, non-condensing
	Ambient temperature	0...50°C [32...122°F]
	Storage temperature	-40...70°C [-40...160°F]
Materials	Housing	PC, white, RAL 9003 UL94V-0

Safety notes


This device has been designed for use in stationary heating, ventilation and air-conditioning systems and must not be used outside the specified field of application. Unauthorised modifications are prohibited. The product must not be used in relation with any equipment that in case of a failure may threaten humans, animals or assets.

Ensure all power is disconnected before installing. Do not connect to live/operating equipment.

Only authorised specialists may carry out installation. All applicable legal or institutional installation regulations must be complied with during installation.

The device contains electrical and electronic components and must not be disposed of as household refuse. All locally valid regulations and requirements must be observed.

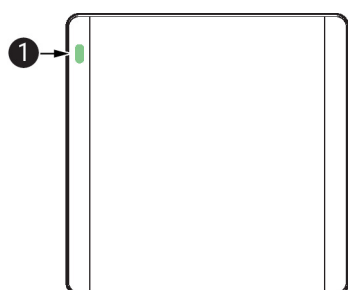
Product Features

- CO₂ dual channel technology** All CO₂ sensors are subject to drift, which is caused by the ageing process of the components and requires regular calibration and adjustment or replacement of the sensors. The dual-channel technology minimises this drift by compensating for the majority of the ageing effects of the measuring channel through adjustment with a reference channel.
- This makes it possible to use dual-channel sensors in applications with 24/7 occupancy. Regular calibration with fresh outdoor air, as is the case with sensors with ABC logic, is not necessary with dual-channel sensors. It is recommended to recalibrate the sensor after 5 years of operation.

Remarks

- General remarks concerning sensors** The measuring result is influenced by the thermal characteristics of the wall. A solid concrete wall responds to thermal fluctuations within a room more slowly than a light-weight structure wall. A room sensor always detects a mixture of air and wall temperature. This means that the radiant heat of the wall, which is important for comfort, is also included in the measurement result.
- Remark: Occurring draft leads to a better carrying-off of dissipative power at the sensor. Thus temporally limited fluctuations might occur upon temperature measurement.**
- Build-up of self-heating by electrical dissipative power** Temperature sensors with electronic components always have a dissipative power which affects the temperature measurement of the ambient air. The dissipation in active temperature sensors shows a linear increase with rising operating voltage. The dissipative power should be taken into account when measuring temperature.
- Belimo room sensors have adaptive temperature compensation for the entire supply voltage range. This ensures that the ambient temperature is detected with the highest accuracy at all times.
- Application notice for humidity sensors** The humidity sensor is extremely sensitive. Touching the sensor element or exposing it to aggressive substances like chlorine, ozone, ammonia, hydrogen peroxide or ethanol (i.e. as a cleaning agent) may affect the measurement accuracy.
- Long term operation outside the recommended conditions (5...50°C and 20...80% RH) can result in a temporary offset. After returning into the recommended range, this effect disappears.
- Digital input** Auxiliary Digital Input can be used with third-party sensors and switches (window alarm, occupancy detector, etc.). The input values are monitored and transmitted through the MP-Bus, Modbus RTU and BACnet MS/TP protocol.

Indicators



- 1** CO₂ TLF (traffic light function), available on the (P-)22RTM... sensor


Colours: green, yellow and red. LED can be configured and deactivated via Belimo Assistant 2.

Operation

Operation With the Belimo Display App, actual values of the room unit can be displayed and setpoints can be adjusted. This means that no display on the room unit is required. Thanks to communication via NFC (near field communication), third parties cannot access safety critical data.

How it works:

1. Download the Belimo Display App
2. Hold the smartphone to the room unit
3. View/adjust actual values or setpoints
4. To activate the setpoints, hold the smartphone to the room unit again



Parts included


Screws

Accessories

Tools	Description	Type
	Service tool for wired and wireless setup, on-site operation and troubleshooting.	Belimo Assistant 2
	Belimo Assistant Link Bluetooth and USB to NFC and MP-Bus converter for configurable and communicative devices	LINK.10

Service

NFC connection Belimo devices marked with the NFC logo can be operated with Belimo Assistant 2.
Requirement:
- NFC- or Bluetooth-capable smartphone
- Belimo Assistant 2 (Google Play and Apple AppStore)
Align NFC-capable smartphone on the device so that both NFC antennas are superposed.
Connect Bluetooth-enabled smartphone via the Bluetooth-to-NFC converter ZIP-BT-NFC to the device. Technical data and operating instructions are shown in the ZIP-BT-NFC data sheet.

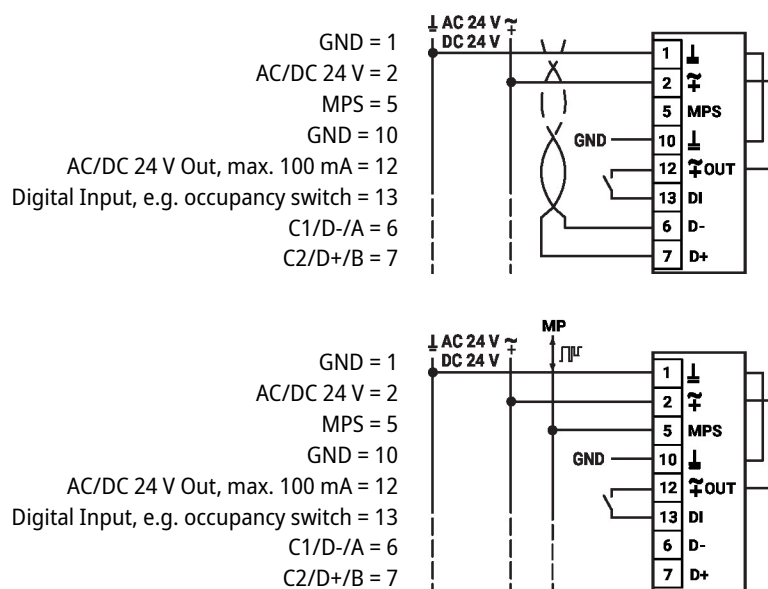


Wiring diagram

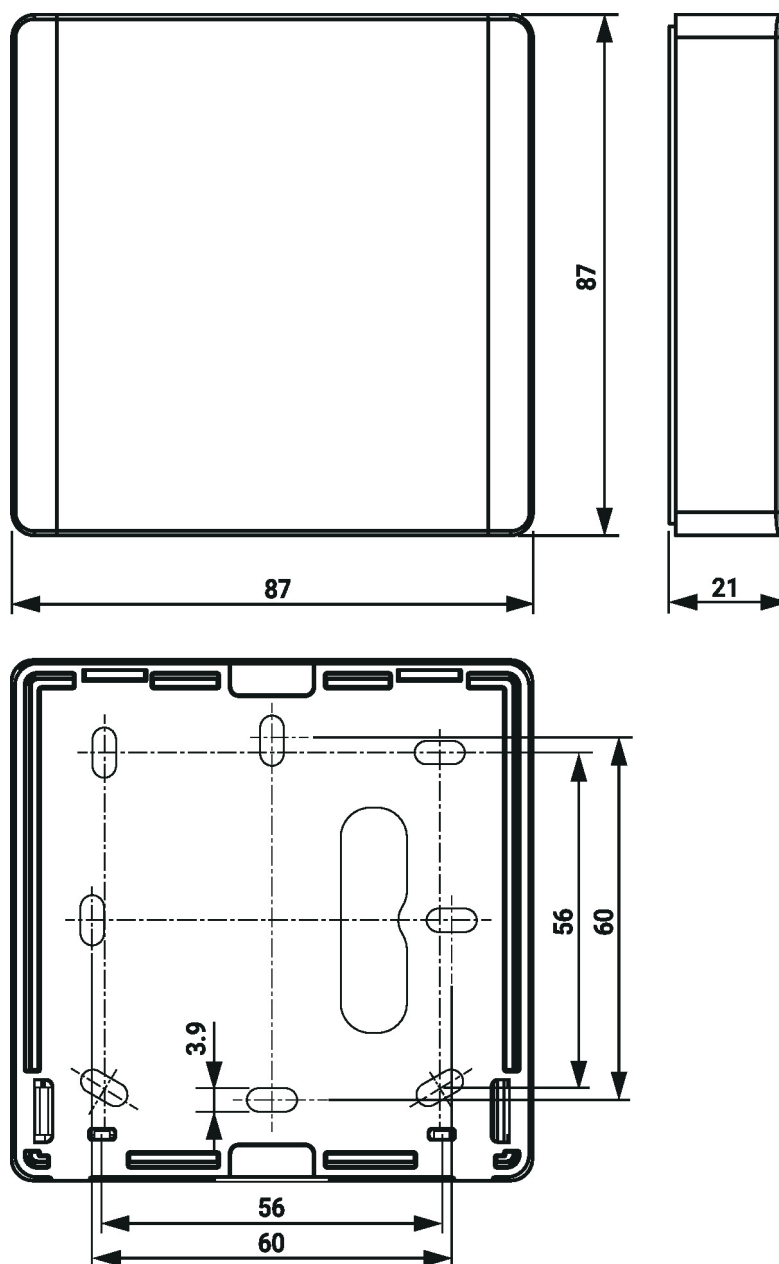

Supply from isolating transformer.

The wiring of the line for BACnet MS/TP / Modbus RTU is to be carried out in accordance with applicable RS-485 regulations.

Modbus / BACnet: Supply and communication are not galvanically isolated. Connect earth signal of the devices with one another.



Dimensions



Type

P-22RTM-1U00A-2

P-22RTH-1U00A-2

Weight

0.14 kg

0.14 kg

Further documentation

- BACnet Interface description
- Modbus Interface description
- Installation instructions
- Description Data-Pool Values
- Quick Guide – Belimo Assistant 2