

Rotary actuator for ball valves

- Torque motor 2 Nm
- Nominal voltage AC 230 V
- Control 3-point



Picture may differ from product

Technical data

| | | |
|------------------------|--|--------------------------------------|
| Electrical data | Nominal voltage | AC 230 V |
| | Nominal voltage frequency | 50 Hz |
| | Nominal voltage range | AC 207...253 V |
| | Power consumption in operation | 1 W |
| | Power consumption for wire sizing | 1 VA |
| | Connection supply / control | Cable 1 m, 3x 0.75 mm ² |
| | Parallel operation | No |
| Functional data | Torque motor | 2 Nm |
| | Manual override | with hand crank |
| | Running time motor | 105 s / 90° |
| | Sound power level, motor | 35 dB(A) |
| | Position indication | Mechanical |
| Safety data | Protection class IEC/EN | II, reinforced insulation |
| | Degree of protection IEC/EN | IP40 |
| | EMC | CE according to 2014/30/EU |
| | Low voltage directive | CE according to 2014/35/EU |
| | Certification IEC/EN | IEC/EN 60730-1 and IEC/EN 60730-2-14 |
| | Type of action | Type 1 |
| | Rated impulse voltage supply / control | 4 kV |
| | Pollution degree | 3 |
| | Ambient humidity | Max. 95% RH, non-condensing |
| | Ambient temperature | -7...50°C [19...122°F] |
| | Storage temperature | -40...80°C [-40...176°F] |
| | Servicing | maintenance-free |
| Weight | Weight | 0.26 kg |

Safety notes



- This device has been designed for use in stationary heating, ventilation and air-conditioning systems and must not be used outside the specified field of application, especially in aircraft or in any other airborne means of transport.
- Outdoor application: only possible in case that no (sea) water, snow, ice, insolation or aggressive gases interfere directly with the device and that it is ensured that the ambient conditions remain within the thresholds according to the data sheet at any time.
- Caution: Mains voltage!
- Only authorised specialists may carry out installation. All applicable legal or institutional installation regulations must be complied with during installation.
- The actuator is to be protected against moisture. It is not suitable for outdoor applications.
- The correct functioning of the strain relief for the cable in the actuator housing is to be checked.
- The installer must check for correct principle of operation after installation.
- The device may only be opened at the manufacturer's site. It does not contain any parts that can be replaced or repaired by the user.
- The device contains electrical and electronic components and must not be disposed of as household refuse. All locally valid regulations and requirements must be observed.

Product features

- Simple direct mounting** Simple direct mounting on the ball valve with only one screw. The mounting orientation in relation to the ball valve can be selected in 90° steps.
- Manual override** Manual override possible with lever (the gearing is disengaged as long as the self-resetting lever is pressed).
- High functional reliability** The actuator switches off automatically when the end stops are reached. Pulse duration ≥ 0.5 s

Electrical installation

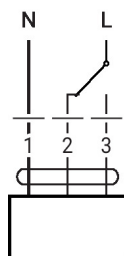


Caution: Mains voltage!

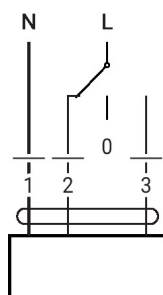
Wire colours:










- 1 = blue
- 2 = brown
- 3 = white

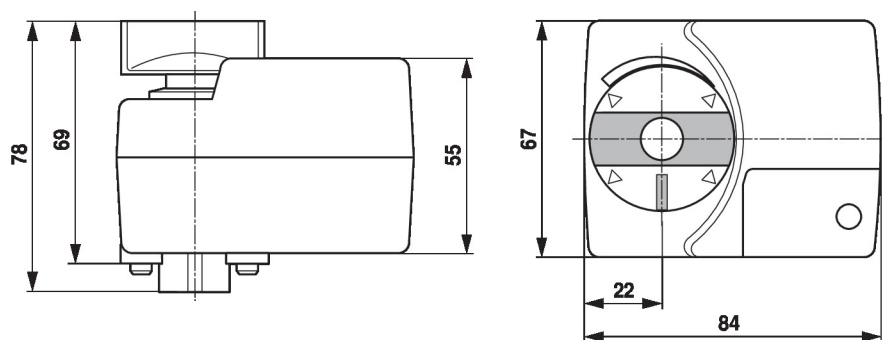
AC 230 V, open/close (two-wire)



AC 230 V, 3-point



| 1 | 2 | 3 | |
|---|---|--|---------------|
|  |  |  | A - AB = 100% |
|  |  |  | stop |
|  |  |  | A - AB = 0% |

Dimensions**Further documentation**

- The complete product range for water applications
- Data sheets for ball valves
- Installation instructions for actuators and/or ball valves
- General notes for project planning