

2-way, Characterized Control Valve, Stainless Steel Ball and Stem



5-year warranty

Type overview

Type	DN
B225HT2800	25

Technical data

Functional data	Valve size [mm]	1" [25]
	Fluid	high temperature hot water/low pressure steam, up to 60% glycol
	Fluid Temp Range (water)	60...266°F [16...130°C]
	Fluid Temp Range (steam)	250°F [120°C]
	Body Pressure Rating	600 psi
	Close-off pressure Δps	200 psi
	Flow characteristic	equal percentage
	Pipe connection	Internal thread NPT (female)
	Servicing	maintenance-free
	Max Differential Pressure (Steam)	15 psi
	Flow Pattern	2-way
	Leakage rate	0%
	Controllable flow range	75°
	Cv	28
	Maximum Inlet Pressure (Steam)	15 psi
Materials	Valve body	Nickel-plated brass (DZR) P-CuZn35Pb2
	Stem	stainless steel
	Stem seal	Viton O-ring
	Seat	ETFE
	Characterized disc	ETFE
	O-ring	EPDM (lubricated)
	Ball	stainless steel
Suitable actuators	Non Fail-Safe	LRB(X)
	Spring	LF

Safety notes



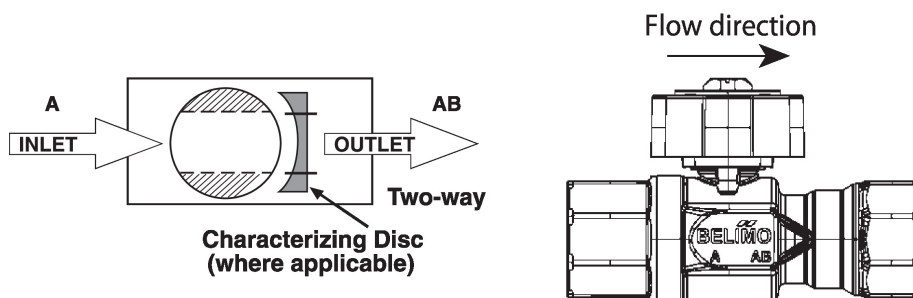
- WARNING: This product can expose you to lead which is known to the State of California to cause cancer and reproductive harm. For more information go to www.p65warnings.ca.gov

Product features

Application This valve is typically used in air handling units on heating or cooling coils, and fan coil unit heating or cooling coils. Some other common applications include unit ventilators, VAV box re-heat coils and bypass loops. This valve is suitable for use in a hydronic system with variable flow.

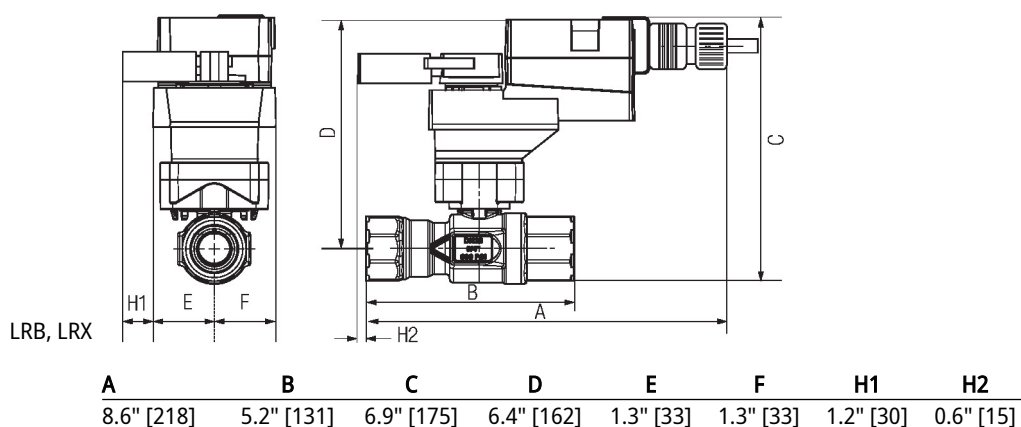
This valve is designed to fit in compact areas where on/off, floating point and modulating control is required using 24 VAC.

Flow/Mounting details



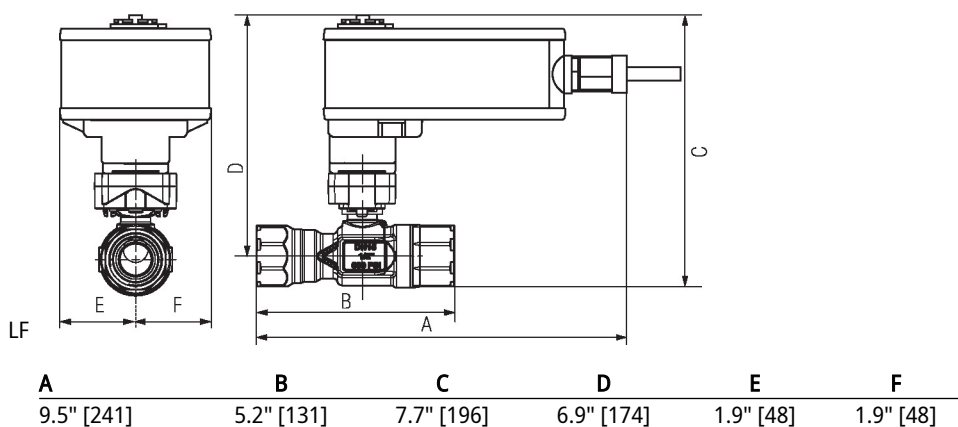
Dimensions

Type	DN	Weight
B225HT2800	25	1.7 lb [0.79 kg]



The diagram shows the dimensions for the LRB, LRX valve. The dimensions are labeled A, B, C, D, E, F, H1, and H2. The dimensions are given in inches and millimeters.

A	B	C	D	E	F	H1	H2
8.6" [218]	5.2" [131]	6.9" [175]	6.4" [162]	1.3" [33]	1.3" [33]	1.2" [30]	0.6" [15]



The diagram shows the dimensions for the LF valve. The dimensions are labeled A, B, C, D, E, and F. The dimensions are given in inches and millimeters.

A	B	C	D	E	F
9.5" [241]	5.2" [131]	7.7" [196]	6.9" [174]	1.9" [48]	1.9" [48]