

On/Off, Floating point, Non fail-safe, 24 V

- Nominal voltage AC/DC 24 V
- Control On/Off, Floating point



5-year warranty



## Technical data

Electrical data	Nominal voltage	AC/DC 24 V
	Nominal voltage frequency	50/60 Hz
	Nominal voltage range	AC 19.2...28.8 V / DC 21.6...28.8 V
	Power consumption in operation	0.3 W
	Power consumption in rest position	0.15 W
	Transformer sizing	0.6 VA
	Electrical Connection	Screw terminal (for 26 to 14 GA wire), 1/2" NPT conduit connector
	Overload Protection	electronic throughout 0...90° rotation
	Electrical Protection	actuators are double insulated
Functional data	Angle of rotation	90°
	Angle of rotation note	adjustable with mechanical stop
	Running Time (Motor)	75 s / 90°
	Noise level, motor	35 dB(A)
	Position indication	pointer
Safety data	Power source UL	Class 2 Supply
	Degree of protection IEC/EN	IP40
	Degree of protection NEMA/UL	NEMA 1
	Enclosure	UL Enclosure Type 1
	Agency Listing	cULus acc. to UL60730-1A/-2-14, CAN/CSA E60730-1:02 CE acc. to 2014/30/EU and 2014/35/EU
	Quality Standard	ISO 9001
	UL 2043 Compliant	Suitable for use in air plenums per Section 300.22(C) of the NEC and Section 602 of the IMC
	Ambient humidity	Max. 95% RH, non-condensing
	Ambient temperature	35...104°F [2...40°C]
	Storage temperature	-40...176°F [-40...80°C]
	Servicing	maintenance-free
	Weight	0.48 lb [0.22 kg]
	Housing material	UL94-5VA

## Product features

- Application** Non-Fail Safe On/Off/Floating Point ZoneTight actuator.
- Valve selection should be done in accordance with the flow parameters and system specifications.
- The actuator is mounted directly to the valve without the need for tools or additional linkage.
- The actuator operates in response to AC/DC 24 V. Angle of rotation is adjustable with the integrated mechanical stop.

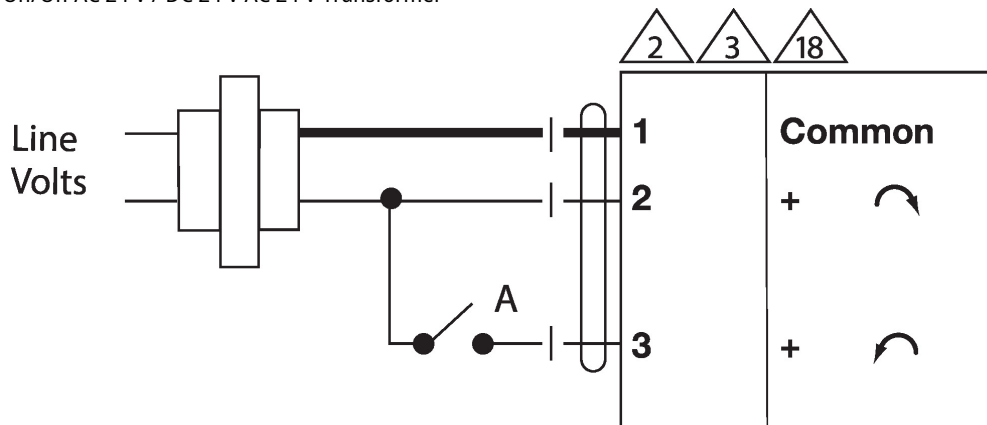
## Electrical installation





### ✂ INSTALLATION NOTES

- Ⓐ Actuators with appliance cables are numbered.
- △2 Actuators may be connected in parallel. Power consumption and input impedance must be observed.
- △3 Actuators may also be powered by DC 24 V.
- △18 Actuators with plenum cable do not have numbers; use color codes instead.
- ◆ Meets cULus requirements without the need of an electrical ground connection.
- ⚠ **Warning! Live electrical components!**  
During installation, testing, servicing and troubleshooting of this product, it may be necessary to work with live electrical components. Have a qualified licensed electrician or other individual who has been properly trained in handling live electrical components perform these tasks. Failure to follow all electrical safety precautions when exposed to live electrical components could result in death or serious injury.

### Wiring diagrams

On/Off AC 24 V / DC 24 V AC 24 V Transformer



Functions	A	
0%		
100%		

Electrical installation

Wiring diagrams

Floating Point AC 24 V Transformer

