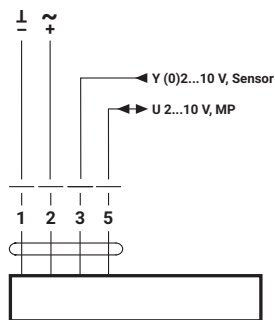
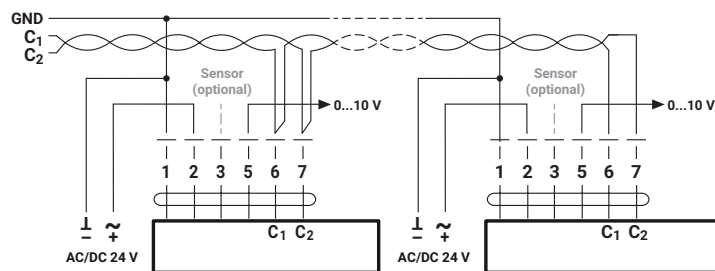


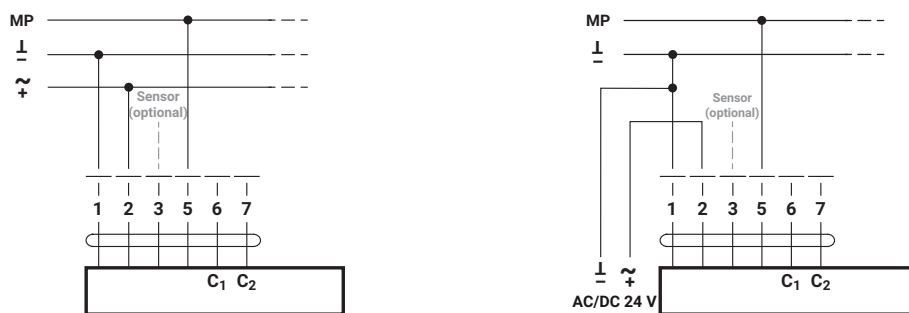
- 1 = GND  
 2 = AC/DC 24 V  
 3 = Sensor  
 5 = MP, 0...10 V  
 6 = C1 = D- = A  
 7 = C2 = D+ = B



### BACnet MSTP / Modbus RTU



### MP-Bus



### Sensor (optional)

